



CPARS Monthly Metrics - 07/05/2007

SERVICE	CONT(1)	IN-PROC(2)	COMP(3)	CPARS(4)	\$MILL(5)
AIR FORCE					
11th CONS	94	7	8	15	4065
311 HSW/PKC	95	15	142	157	6570
ACC	919	81	1404	1485	10868
AETC	720	35	1395	1430	12836
AFDW	63	11	34	45	12147
AFMC	5	3	2	5	108
AFMC AAC	240	26	624	650	43219
AFMC ACC	5	0	4	4	123
AFMC AEDC	9	2	27	29	4555
AFMC AFFTC	100	0	262	262	4291
AFMC AFOSR	3	2	0	2	8
AFMC AFRL	22	3	10	13	105
AFMC ASC	520	73	1279	1352	207914
AFMC ESC	812	87	1871	1958	131587
AFMC HQ	33	5	46	51	2871
AFMC OC-ALC	571	49	1325	1374	53769
AFMC OO-ALC	477	43	1223	1266	66258
AFMC SA-ALC	1	0	1	1	18
AFMC SM-ALC	3	1	3	4	64
AFMC WR-ALC	872	191	1701	1892	46327
AFOTEC	67	0	0	0	885
AFRC	83	5	144	149	749
AFSOC	176	11	225	236	353
AFSPC	375	27	868	895	12670
AFSPC SMC	191	16	587	603	52467
AFTAC	87	5	197	202	934

(1) Contracting Actions Registered in CPARS

(2) Reports In Process

(3) Reports Complete

(4) Total Reports In Process & Complete

(5) Dollar Value of Registered Contracts (in millions)



CPARS Monthly Metrics - 07/05/2007

<u>SERVICE</u>	<u>CONT(1)</u>	<u>IN-PROC(2)</u>	<u>COMP(3)</u>	<u>CPARS(4)</u>	<u>\$MILL(5)</u>
AIR FORCE (cont.)					
AMC	1378	24	2188	2212	18990
ASC/RA	2	0	2	2	43
ESC	1	0	1	1	461
NAVSUP	1	1	2	3	2
PACAF	253	39	459	498	4904
USAFA	60	12	61	73	330
USAFE	177	18	403	421	2864
USNORTHCOM	2	1	1	2	1
USTC	166	6	216	222	4867
Unknown	7	7	0	7	3582
AIR FORCE TOTAL:	8590	806	16715	17521	711805

(1) Contracting Actions Registered in CPARS

(2) Reports In Process

(3) Reports Complete

(4) Total Reports In Process & Complete

(5) Dollar Value of Registered Contracts (in millions)



CPARS Monthly Metrics - 07/05/2007

SERVICE	CONT(1)	IN-PROC(2)	COMP(3)	CPARS(4)	\$MILL(5)
ARMY					
ACA CCE	40	40	10	50	1445
ACA North	965	960	102	1062	13360
ACA PACIFIC	3	3	0	3	4
ACA Pacific	68	66	35	101	632
ACA South	447	437	181	618	6082
ACA Southwest Asia	1	1	0	1	0
ACA The Americas	45	44	1	45	180
ACA USACCE	423	427	46	473	7304
AMC/AMCOM	2829	2830	78	2908	56038
AMC/ASC	23	1	0	1	711
AMC/ASC/JMC	174	174	16	190	12915
AMC/CECOM	256	248	130	378	56413
AMC/JM&L/PICATINNY	13	0	0	0	56
AMC/RDECOM	32	31	14	45	1383
AMC/SDDC	327	328	46	374	3054
AMC/TACOM	343	188	29	217	25549
EUSA	1	1	0	1	2
INSCOM	136	136	1	137	969
ITEC4	283	281	32	313	10268
JCC-I/A	41	16	11	27	3093
JM&L LCMC	189	189	10	199	3786
JM&L LCMC	1	0	0	0	245
MEDCOM	296	257	35	292	3419
MRMC	515	502	7	509	3248
SMDC	15	15	12	27	6924
ARMY TOTAL:	7466	7175	796	7971	217080

(1) Contracting Actions Registered in CPARS

(2) Reports In Process

(3) Reports Complete

(4) Total Reports In Process & Complete

(5) Dollar Value of Registered Contracts (in millions)



CPARS Monthly Metrics - 07/05/2007

SERVICE	CONT(1)	IN-PROC(2)	COMP(3)	CPARS(4)	\$MILL(5)
NAVY					
AIR-00	11	0	13	13	239
AIR-1.0	352	68	476	544	30982
AIR-3.0	77	18	127	145	9998
AIR-4.0	239	74	354	428	11163
AIR-4.0	1	0	2	2	86
AIR-5.0	45	9	73	82	1782
AIR-6.0	37	6	19	25	2976
AIR-7.0	54	13	37	50	2222
AIR-8.0	10	3	15	18	2139
CNET	55	14	75	89	3028
DANTES	1	0	1	1	1
DCMA	3	0	2	2	152
DFAS	1	0	1	1	20
DRPM(AAA)	5	0	17	17	1745
DRPM(SSP)	144	0	227	227	7265
HQMC	4	1	0	1	183
MARCORSYSCOM	10	2	7	9	397
MARINE CORPS	245	44	262	306	6575
MSC	461	68	224	292	13502
NAVFAC	913	241	912	1153	84196
NAVMED	119	21	68	89	4333
NAVORDCEN & DIVS/DETS	2	1	1	2	4
NAVSEALOGCEN & DETS	112	24	74	98	774
NAVSHIPYARDS & SOSs	742	23	823	846	5061
NAVSUP	1009	122	1273	1395	88855
NAWCAD	234	45	190	235	26134

(1) Contracting Actions Registered in CPARS

(2) Reports In Process

(3) Reports Complete

(4) Total Reports In Process & Complete

(5) Dollar Value of Registered Contracts (in millions)



CPARS Monthly Metrics - 07/05/2007

SERVICE	CONT(1)	IN-PROC(2)	COMP(3)	CPARS(4)	\$MILL(5)
NAVY (cont.)					
NAWCTSD	415	89	419	508	12977
NAWCWD	79	16	104	120	4601
NSWC & DIVS/DETS	1337	131	2875	3006	29765
NUWC & DIVS/DETS	585	60	1217	1277	6688
ONR	74	8	44	52	545
PEO SHIPS	82	26	160	186	31383
PEO(A)	228	45	451	496	39629
PEO(AC)	18	10	20	30	11280
PEO(C4I)	72	8	94	102	6755
PEO(EXW)	52	1	106	107	9911
PEO(IT)	20	3	17	20	563
PEO(IWS)	174	40	447	487	34256
PEO(JSF)	15	0	44	44	31301
PEO(LMW)	2	1	0	1	172
PEO(MUW)	55	12	114	126	2633
PEO(S)	15	1	23	24	7721
PEO(SUB)	127	20	280	300	18631
PEO(T)	290	34	576	610	46351
PEO(TSC)	102	1	191	192	8786
PEO(W)	157	33	204	237	14096
RMC	184	26	163	189	2541
SEA 00/09	7	1	2	3	102
SEA 02	138	4	131	135	4720
SEA 04	46	1	43	44	605
SEA 05	12	1	10	11	519
SEA 06	5	0	1	1	1072

(1) Contracting Actions Registered in CPARS

(2) Reports In Process

(3) Reports Complete

(4) Total Reports In Process & Complete

(5) Dollar Value of Registered Contracts (in millions)



CPARS Monthly Metrics - 07/05/2007

<u>SERVICE</u>	<u>CONT(1)</u>	<u>IN-PROC(2)</u>	<u>COMP(3)</u>	<u>CPARS(4)</u>	<u>\$MILL(5)</u>
NAVY (cont.)					
SEA 07	5	3	10	13	1795
SEA 08	1	0	2	2	1
SEA 10	29	5	21	26	1260
SEA 53	4	0	4	4	89
SEA 92	17	1	35	36	1420
SEA 93	11	3	24	27	643
SPACE SYSTEMS	1	1	1	2	6
SPAWAR	933	55	1894	1949	45563
Unknown	11	10	0	10	363
NAVY TOTAL:	10189	1447	15000	16447	682555

(1) Contracting Actions Registered in CPARS

(2) Reports In Process

(3) Reports Complete

(4) Total Reports In Process & Complete

(5) Dollar Value of Registered Contracts (in millions)



CPARS Monthly Metrics - 07/05/2007

SERVICE	CONT(1)	IN-PROC(2)	COMP(3)	CPARS(4)	\$MILL(5)
USACE					
(AED)Afghanistan District	3	0	0	0	86
(HEC)Humphreys Eng Ctr	53	53	3	56	257
(HNC)Eng & Support Center	353	364	21	385	6175
(LRB)Buffalo District	16	16	0	16	29
(LRC)Chicago District	4	4	0	4	23
(LRE)Detroit District	11	12	2	14	22
(LRH)Huntington District	43	43	15	58	92
(LRL)Louisville District	139	143	11	154	2718
(LRN)Nashville District	14	14	10	24	49
(LRP)Pittsburgh District	12	8	5	13	18
(MVK)Vicksburg District	48	46	7	53	259
(MVM)Memphis District	1	1	0	1	0
(MVN)New Orleans District	9	9	1	10	1016
(MVS)St. Louis District	16	18	8	26	11
(NAB)Baltimore District	107	107	0	107	190
(NAN)New York District	1	1	0	1	0
(NAP)Philadelphia Dist	7	8	1	9	25
(NAU)Europe District	1	0	0	0	9
(NWK)Kansas City Dist	23	22	6	28	80
(NWO)Omaha District	51	3	0	3	215
(NWP)Portland District	1	1	0	1	3
(NWS)Seattle District	4	0	0	0	9
(POF)Far East District	1	1	0	1	0
(POH)Honolulu District	1	1	0	1	13
(SAJ)Jacksonville Dist	8	8	3	11	37
(SAM)Mobile District	13	13	1	14	209

(1) Contracting Actions Registered in CPARS

(2) Reports In Process

(3) Reports Complete

(4) Total Reports In Process & Complete

(5) Dollar Value of Registered Contracts (in millions)



CPARS Monthly Metrics - 07/05/2007

<u>SERVICE</u>	<u>CONT(1)</u>	<u>IN-PROC(2)</u>	<u>COMP(3)</u>	<u>CPARS(4)</u>	<u>\$MILL(5)</u>
USACE (cont.)					
(SAS)Savannah District	68	1	4	5	1258
(SPA)Albuquerque District	1	0	1	1	0
(SPK)Sacramento District	20	20	2	22	20
(SWF)Fort Worth District	28	24	20	44	115
(SWG)Galveston District	2	1	1	2	2
(SWL)Little Rock District	1	1	0	1	0
(SWT)Tulsa District	3	1	0	1	4
(TAC)TA Programs Center	12	9	0	9	398
ERDC	7	6	5	11	3
USACE TOTAL:	1082	959	127	1086	13345

(1) Contracting Actions Registered in CPARS

(2) Reports In Process

(3) Reports Complete

(4) Total Reports In Process & Complete

(5) Dollar Value of Registered Contracts (in millions)



CPARS Monthly Metrics - 07/05/2007

SERVICE	CONT(1)	IN-PROC(2)	COMP(3)	CPARS(4)	\$MILL(5)
[OTHER]					
AFSPC SMC	1	0	1	1	3500
ANG	63	53	4	57	291
ARNG	5	2	3	5	361
CIFA	2	0	0	0	4
DECA	6	0	6	6	185
DFAS	46	6	2	8	509
DISA Europe	56	25	35	60	532
DISA NCR	95	89	10	99	2713
DISA Pacific	10	9	4	13	348
DISA/DITCO Scott AFB	585	527	145	672	25868
DLA	12	3	12	15	399
DLA DDC	24	9	18	27	581
DLA DES	9	4	5	9	38
DLA DESC	401	30	462	492	6707
DLA DRMS	190	31	428	459	808
DLA DSCC	27	3	2	5	463
DLA DSCP	719	179	747	926	92476
DLA DSCR	5	1	5	6	150
DTRA	196	18	267	285	8924
JIOC	39	0	3	3	3835
MDA	162	27	315	342	25353
NGB/NCR	2	2	2	4	10
OPM CONTRACTING GROUP	1	0	0	0	0
REFCO	6	3	2	5	109
TMA AURORA	36	15	83	98	50447
TMA FALLS CHURCH	30	2	2	4	6757

(1) Contracting Actions Registered in CPARS

(2) Reports In Process

(3) Reports Complete

(4) Total Reports In Process & Complete

(5) Dollar Value of Registered Contracts (in millions)



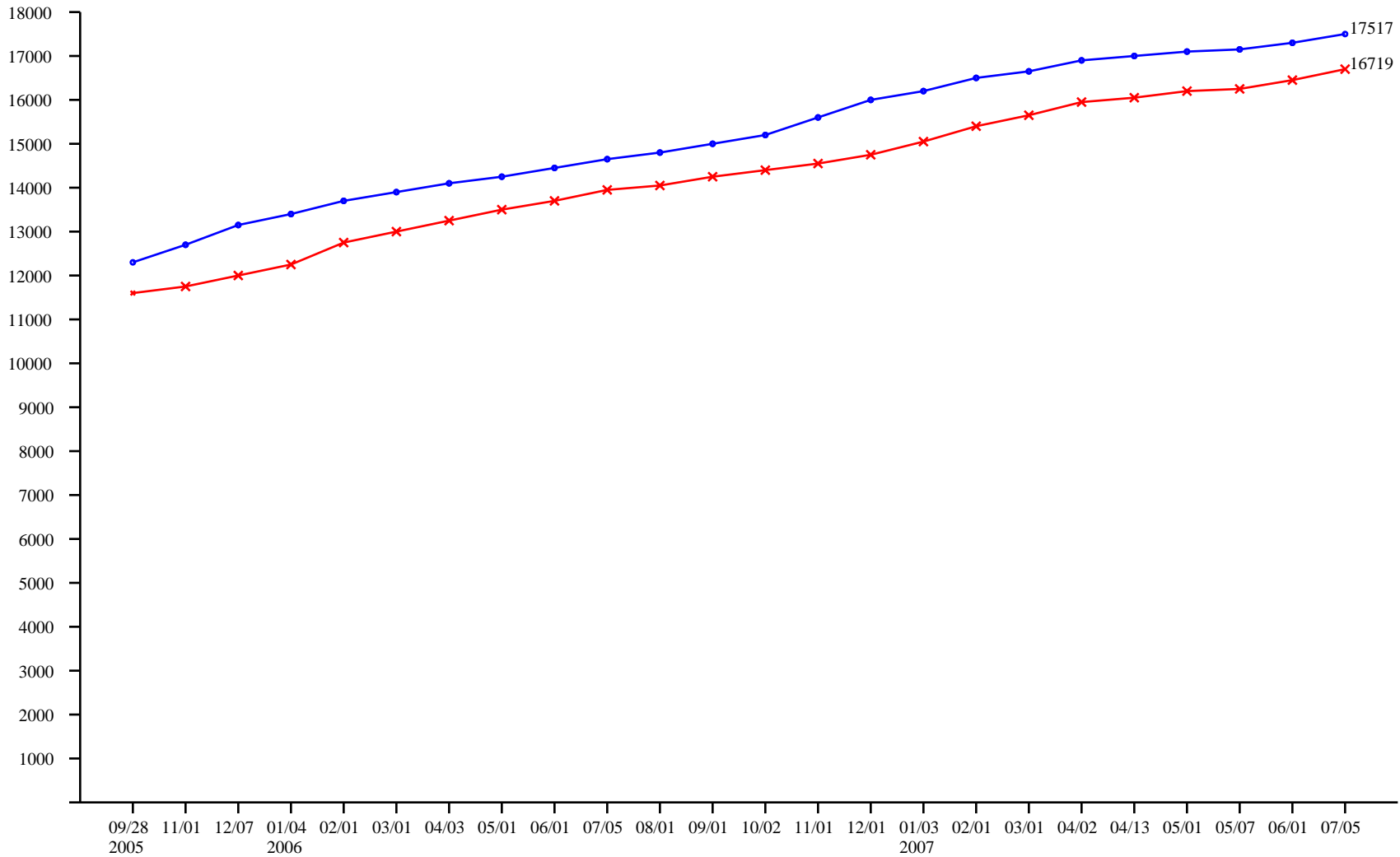
CPARS Monthly Metrics - 07/05/2007

<u>SERVICE</u>	<u>CONT(1)</u>	<u>IN-PROC(2)</u>	<u>COMP(3)</u>	<u>CPARS(4)</u>	<u>\$MILL(5)</u>
[OTHER] (cont.)					
USSOCCOM	30	7	6	13	2073
Unknown	1	1	0	1	0
[OTHER] TOTAL:	2759	1046	2569	3615	233441
CPARS AIS TOTAL:	30086	11433	35207	46640	1858226

- (1) Contracting Actions Registered in CPARS
- (2) Reports In Process
- (3) Reports Complete
- (4) Total Reports In Process & Complete
- (5) Dollar Value of Registered Contracts (in millions)



Department of Air Force Automated CPARS In Process / Completed

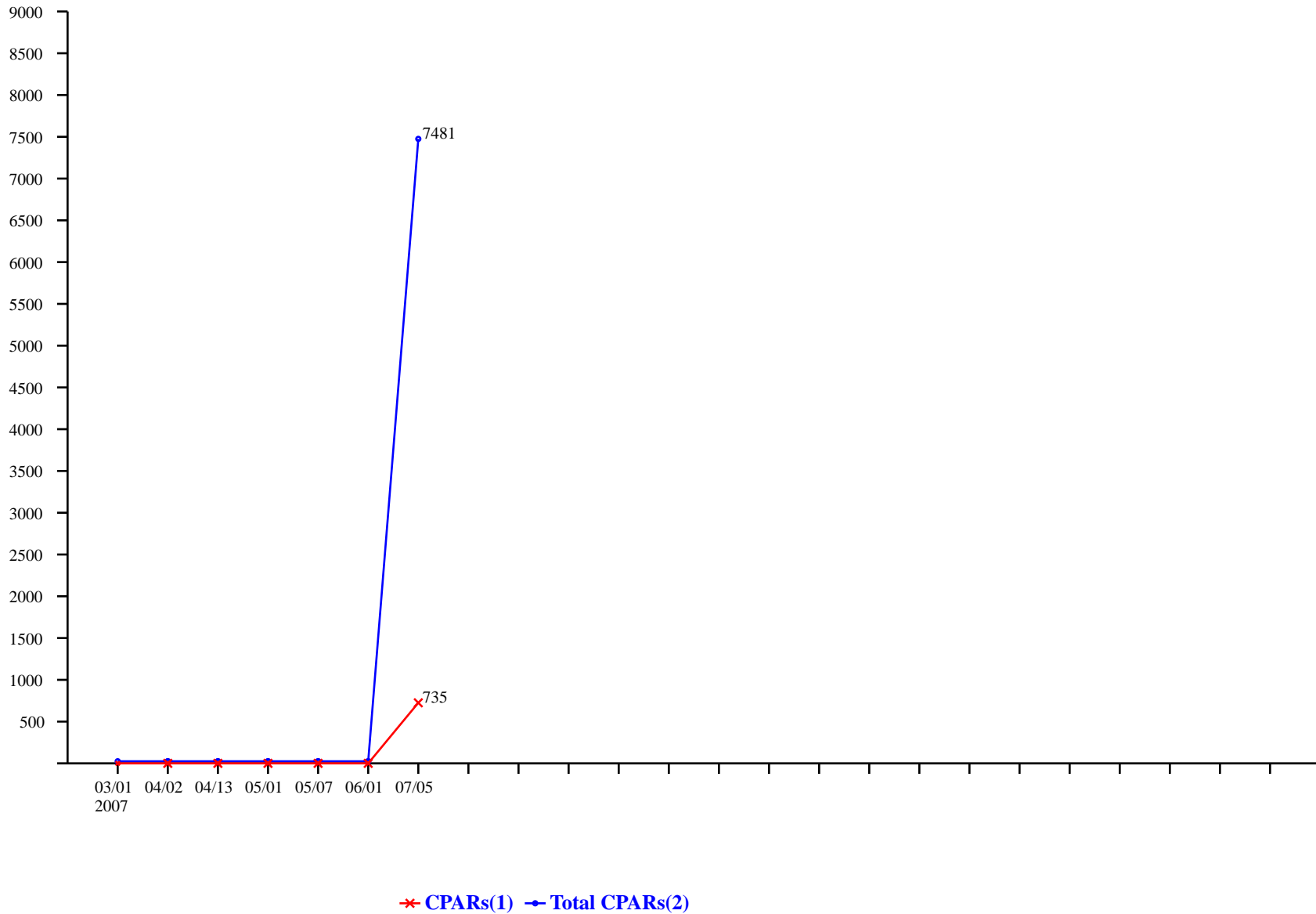


* CPARs(1) * Total CPARs(2)

(1) In Automated System - Complete
(2) In Automated System - In Process & Complete



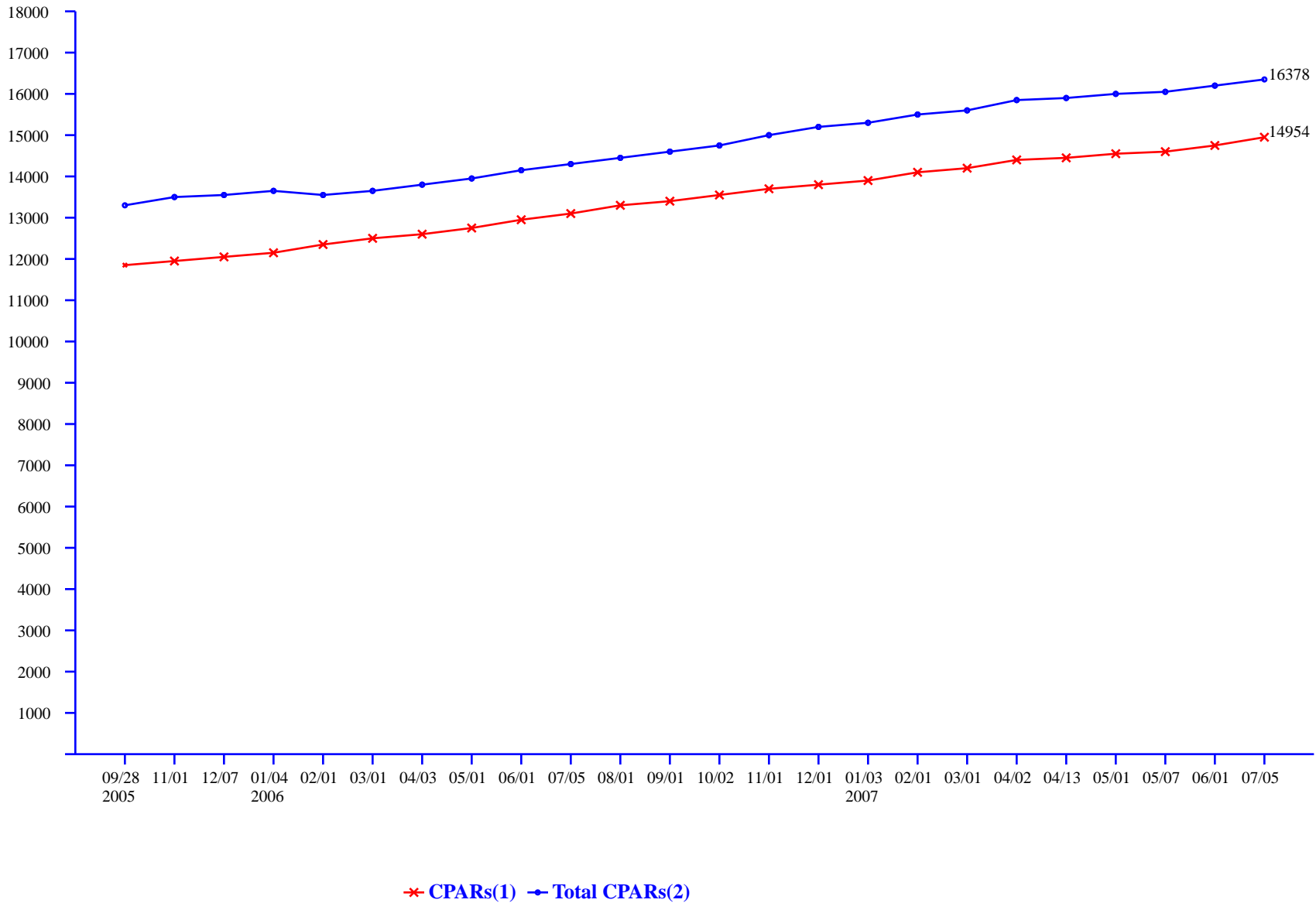
ARMY Automated CPARS In Process / Completed



(1) In Automated System - Complete
(2) In Automated System - In Process & Complete



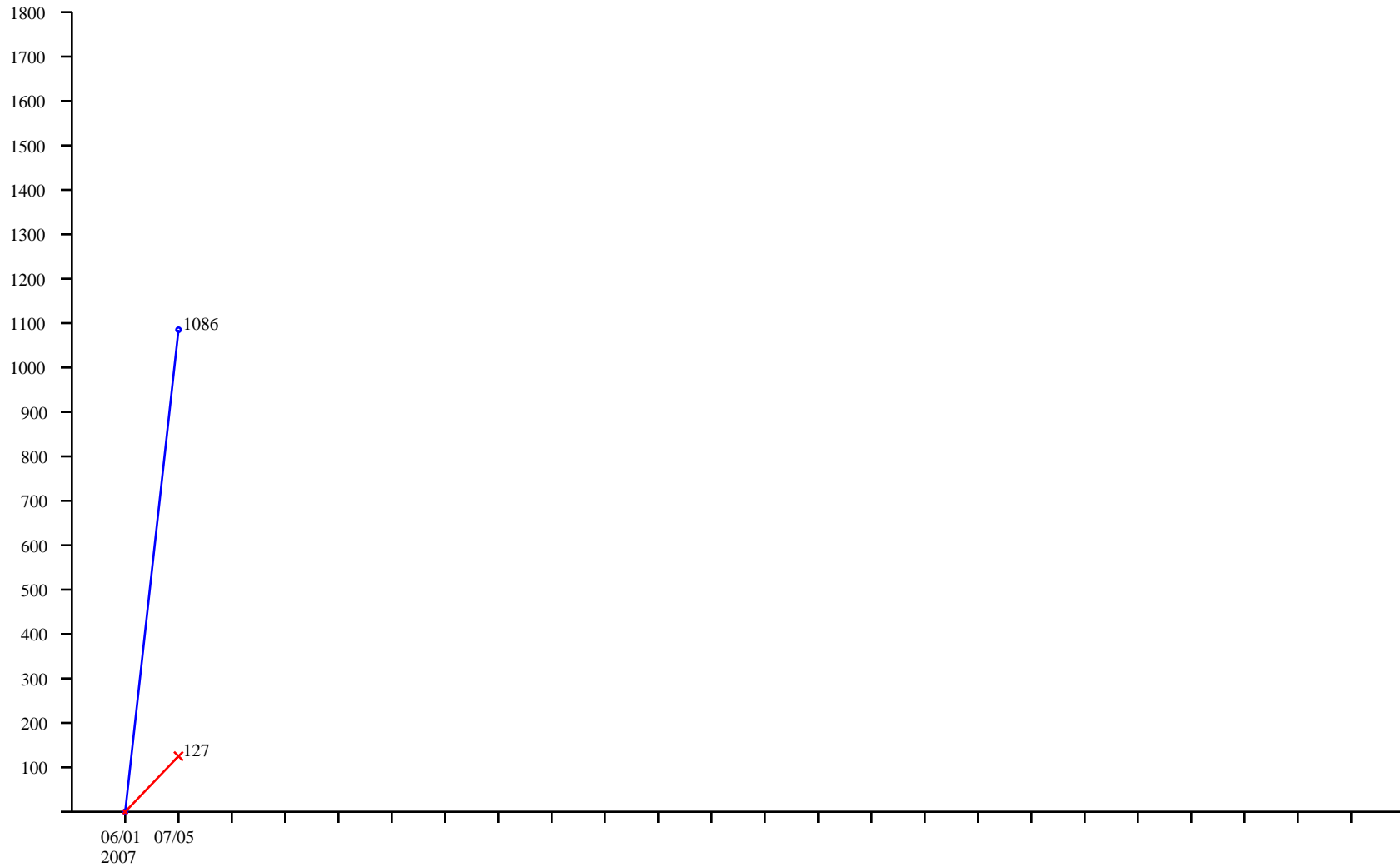
Department of Navy Automated CPARS In Process / Completed



(1) In Automated System - Complete
(2) In Automated System - In Process & Complete



US Army Corps of Engineers Automated CCASS In Process / Completed



✖ CPARs(1) → Total CPARs(2)

(1) In Automated System - Complete
(2) In Automated System - In Process & Complete