



## CPARS Monthly Metrics - 08/01/2007

<b>SERVICE</b>	<b>CONT(1)</b>	<b>IN-PROC(2)</b>	<b>COMP(3)</b>	<b>CPARS(4)</b>	<b>\$MILL(5)</b>
<b>AIR FORCE</b>					
11th CONS	94	7	8	15	3821
311 HSW/PKC	96	17	142	159	6833
ACC	923	76	1412	1488	10932
AETC	722	32	1403	1435	12844
AFDW	65	10	35	45	12117
AFMC	6	3	2	5	3308
AFMC AAC	243	28	630	658	43886
AFMC ACC	5	0	4	4	123
AFMC AEDC	9	2	27	29	4552
AFMC AFFTC	100	0	262	262	4291
AFMC AFOSR	3	2	0	2	8
AFMC AFRL	22	1	12	13	105
AFMC ASC	526	75	1299	1374	212195
AFMC ESC	816	109	1887	1996	131722
AFMC HQ	34	2	50	52	2883
AFMC OC-ALC	575	45	1337	1382	53751
AFMC OO-ALC	498	51	1233	1284	66377
AFMC SA-ALC	1	0	1	1	18
AFMC SM-ALC	3	1	3	4	64
AFMC WR-ALC	887	201	1722	1923	59566
AFOTEC	67	1	0	1	885
AFRC	83	4	146	150	751
AFSOC	178	11	225	236	354
AFSPC	377	24	875	899	12675
AFSPC SMC	195	16	591	607	53420
AFTAC	87	4	199	203	935

(1) Contracting Actions Registered in CPARS

(2) Reports In Process

(3) Reports Complete

(4) Total Reports In Process & Complete

(5) Dollar Value of Registered Contracts (in millions)



## CPARS Monthly Metrics - 08/01/2007

<u>SERVICE</u>	<u>CONT(1)</u>	<u>IN-PROC(2)</u>	<u>COMP(3)</u>	<u>CPARS(4)</u>	<u>\$MILL(5)</u>
<b>AIR FORCE (cont.)</b>					
AMC	1378	17	2199	2216	18402
ASC/RA	2	0	2	2	43
ESC	1	0	1	1	268
NAVSUP	1	1	2	3	2
PACAF	254	39	463	502	4851
USAFA	61	8	65	73	332
USAFE	177	19	405	424	2864
USNORTHCOM	2	1	1	2	1
USTC	167	6	217	223	4868
Unknown	8	8	0	8	3583
<b>AIR FORCE TOTAL:</b>	<b>8666</b>	<b>821</b>	<b>16860</b>	<b>17681</b>	<b>733630</b>

(1) Contracting Actions Registered in CPARS

(2) Reports In Process

(3) Reports Complete

(4) Total Reports In Process & Complete

(5) Dollar Value of Registered Contracts (in millions)



## CPARS Monthly Metrics - 08/01/2007

SERVICE	CONT(1)	IN-PROC(2)	COMP(3)	CPARS(4)	\$MILL(5)
<b>ARMY</b>					
ACA CCE	40	40	10	50	1445
ACA North	969	955	103	1058	13374
ACA PACIFIC	5	5	0	5	8
ACA Pacific	66	64	35	99	630
ACA South	441	433	181	614	6062
ACA Southwest Asia	1	1	0	1	0
ACA The Americas	45	44	1	45	176
ACA USACCE	423	427	48	475	7177
AMC/AMCOM	2838	2827	78	2905	58282
AMC/ASC	38	2	1	3	1812
AMC/ASC/JMC	173	173	16	189	13167
AMC/CECOM	269	246	130	376	133565
AMC/JM&L/PICATINNY	19	1	0	1	181
AMC/RDECOM	32	31	14	45	1383
AMC/SDDC	327	328	46	374	3054
AMC/TACOM	351	189	29	218	25547
EUSA	1	1	0	1	2
INSCOM	136	136	1	137	969
ITEC4	283	281	32	313	10263
JCC-I/A	41	16	11	27	3093
JM&L LCMC	188	188	10	198	3733
JM&L LCMC	1	0	0	0	245
MEDCOM	309	239	35	274	3493
MRMC	515	502	7	509	3219
SMDC	15	15	12	27	6924
<b>ARMY TOTAL:</b>	<b>7526</b>	<b>7144</b>	<b>800</b>	<b>7944</b>	<b>297804</b>

(1) Contracting Actions Registered in CPARS

(2) Reports In Process

(3) Reports Complete

(4) Total Reports In Process & Complete

(5) Dollar Value of Registered Contracts (in millions)



## CPARS Monthly Metrics - 08/01/2007

SERVICE	CONT(1)	IN-PROC(2)	COMP(3)	CPARS(4)	\$MILL(5)
<b>NAVY</b>					
AIR-00	11	0	13	13	239
AIR-1.0	355	66	479	545	31230
AIR-3.0	77	17	128	145	9998
AIR-4.0	241	75	354	429	11488
AIR-4.0	1	0	2	2	86
AIR-5.0	45	9	73	82	1782
AIR-6.0	37	6	19	25	2949
AIR-7.0	54	13	37	50	2222
AIR-8.0	10	3	15	18	2139
CNET	55	14	75	89	3031
DANTES	1	0	1	1	1
DCMA	3	0	2	2	152
DFAS	1	0	1	1	20
DRPM(AAA)	5	1	17	18	1743
DRPM(SSP)	144	0	227	227	7265
HQMC	4	1	0	1	183
MARCORSYSCOM	12	3	7	10	532
MARINE CORPS	246	42	265	307	6574
MSC	470	72	227	299	12991
NAVFAC	923	245	918	1163	84338
NAVMED	119	21	68	89	4333
NAVORDCEN & DIVS/DETS	2	1	1	2	4
NAVSEALOGCEN & DETS	101	23	80	103	646
NAVSHIPYARDS & SOSs	742	23	823	846	5063
NAVSUP	1015	131	1274	1405	88691
NAWCAD	235	48	191	239	26157

(1) Contracting Actions Registered in CPARS

(2) Reports In Process

(3) Reports Complete

(4) Total Reports In Process & Complete

(5) Dollar Value of Registered Contracts (in millions)



## CPARS Monthly Metrics - 08/01/2007

<b>SERVICE</b>	<b>CONT(1)</b>	<b>IN-PROC(2)</b>	<b>COMP(3)</b>	<b>CPARS(4)</b>	<b>\$MILL(5)</b>
<b>NAVY (cont.)</b>					
NAWCTSD	416	83	427	510	13049
NAWCWD	79	16	104	120	4601
NSWC & DIVS/DETS	1355	144	2918	3062	29506
NUWC & DIVS/DETS	586	61	1218	1279	6538
ONR	75	8	44	52	549
PEO SHIPS	82	26	161	187	31385
PEO(A)	229	47	454	501	39648
PEO(AC)	18	10	20	30	11280
PEO(C4I)	77	20	96	116	6930
PEO(EXW)	52	1	106	107	9911
PEO(IT)	20	3	17	20	526
PEO(IWS)	176	40	447	487	34315
PEO(JSF)	15	0	44	44	31301
PEO(LMW)	2	2	0	2	172
PEO(MUW)	55	12	114	126	2632
PEO(S)	15	1	23	24	7721
PEO(SUB)	127	19	282	301	18631
PEO(T)	296	29	588	617	56215
PEO(TSC)	102	1	191	192	8786
PEO(W)	157	34	206	240	14076
RMC	190	22	175	197	2594
SEA 00/09	7	1	2	3	101
SEA 02	138	4	131	135	4710
SEA 04	46	1	43	44	591
SEA 05	12	1	10	11	513
SEA 06	5	0	1	1	1072

(1) Contracting Actions Registered in CPARS

(2) Reports In Process

(3) Reports Complete

(4) Total Reports In Process & Complete

(5) Dollar Value of Registered Contracts (in millions)



## CPARS Monthly Metrics - 08/01/2007

<u>SERVICE</u>	<u>CONT(1)</u>	<u>IN-PROC(2)</u>	<u>COMP(3)</u>	<u>CPARS(4)</u>	<u>\$MILL(5)</u>
<b>NAVY (cont.)</b>					
SEA 07	5	3	10	13	1795
SEA 08	1	0	2	2	1
SEA 10	29	5	21	26	1260
SEA 53	4	0	4	4	89
SEA 92	17	1	35	36	1420
SEA 93	11	3	24	27	643
SPACE SYSTEMS	1	0	2	2	6
SPAWAR	947	64	1906	1970	45745
Unknown	11	10	0	10	363
<b>NAVY TOTAL:</b>	<b>10267</b>	<b>1486</b>	<b>15123</b>	<b>16609</b>	<b>692532</b>

(1) Contracting Actions Registered in CPARS

(2) Reports In Process

(3) Reports Complete

(4) Total Reports In Process & Complete

(5) Dollar Value of Registered Contracts (in millions)



## CPARS Monthly Metrics - 08/01/2007

SERVICE	CONT(1)	IN-PROC(2)	COMP(3)	CPARS(4)	\$MILL(5)
<b>USACE</b>					
(AED)Afghanistan District	1	0	0	0	0
(CER)Const Eng Research	1	2	0	2	1
(HEC)Humphreys Eng Ctr	47	47	3	50	250
(HNC)Eng & Support Center	353	364	21	385	6175
(LRB)Buffalo District	16	16	0	16	29
(LRC)Chicago District	4	4	0	4	23
(LRE)Detroit District	11	12	2	14	22
(LRH)Huntington District	43	43	15	58	92
(LRL)Louisville District	139	143	11	154	2718
(LRN)Nashville District	14	14	10	24	49
(LRP)Pittsburgh District	12	8	5	13	18
(MVK)Vicksburg District	49	46	7	53	259
(MVM)Memphis District	1	1	0	1	0
(MVN)New Orleans District	9	9	1	10	1016
(MVS)St. Louis District	16	18	8	26	11
(NAB)Baltimore District	107	107	0	107	190
(NAN)New York District	1	1	0	1	0
(NAP)Philadelphia Dist	11	9	1	10	42
(NWK)Kansas City Dist	39	23	6	29	126
(NWO)Omaha District	50	2	0	2	205
(NWP)Portland District	1	1	0	1	3
(NWS)Seattle District	1	0	0	0	2
(POF)Far East District	1	1	0	1	0
(POH)Honolulu District	1	1	0	1	13
(SAJ)Jacksonville Dist	9	9	3	12	41
(SAM)Mobile District	13	13	1	14	209

(1) Contracting Actions Registered in CPARS

(2) Reports In Process

(3) Reports Complete

(4) Total Reports In Process & Complete

(5) Dollar Value of Registered Contracts (in millions)



## CPARS Monthly Metrics - 08/01/2007

<u>SERVICE</u>	<u>CONT(1)</u>	<u>IN-PROC(2)</u>	<u>COMP(3)</u>	<u>CPARS(4)</u>	<u>\$MILL(5)</u>
<b>USACE (cont.)</b>					
(SAS)Savannah District	70	1	4	5	1259
(SPA)Albuquerque District	1	0	1	1	0
(SPK)Sacramento District	20	20	2	22	20
(SWF)Fort Worth District	28	24	20	44	115
(SWG)Galveston District	2	1	1	2	2
(SWL)Little Rock District	1	1	0	1	0
(SWT)Tulsa District	3	1	0	1	4
(TAC)TA Programs Center	12	3	6	9	385
ERDC	7	6	5	11	3
<b>USACE TOTAL:</b>	<b>1094</b>	<b>951</b>	<b>133</b>	<b>1084</b>	<b>13282</b>

(1) Contracting Actions Registered in CPARS

(2) Reports In Process

(3) Reports Complete

(4) Total Reports In Process & Complete

(5) Dollar Value of Registered Contracts (in millions)





## CPARS Monthly Metrics - 08/01/2007

<b>SERVICE</b>	<b>CONT(1)</b>	<b>IN-PROC(2)</b>	<b>COMP(3)</b>	<b>CPARS(4)</b>	<b>\$MILL(5)</b>
<b>[OTHER]</b>					
AFSPC SMC	1	0	1	1	3500
ANG	67	53	4	57	327
ARNG	5	2	3	5	361
CIFA	2	0	0	0	4
DECA	6	0	6	6	185
DFAS	55	6	2	8	551
DISA Europe	56	25	35	60	532
DISA NCR	95	89	10	99	2713
DISA Pacific	10	9	4	13	348
DISA/DITCO Scott AFB	592	519	154	673	72866
DLA	13	5	12	17	400
DLA DDC	25	9	18	27	582
DLA DES	9	4	5	9	38
DLA DESC	401	30	462	492	6707
DLA DRMS	190	35	429	464	814
DLA DSCC	27	3	2	5	463
DLA DSCP	721	176	755	931	92492
DLA DSCR	5	1	5	6	150
DTRA	196	18	268	286	8922
JIOC	40	1	3	4	3836
MDA	163	27	320	347	25373
NGB/NCR	2	2	2	4	10
OPM CONTRACTING GROUP	1	0	0	0	0
REFCO	7	4	2	6	111
TMA AURORA	36	15	84	99	50447
TMA FALLS CHURCH	30	2	2	4	6757

(1) Contracting Actions Registered in CPARS

(2) Reports In Process

(3) Reports Complete

(4) Total Reports In Process & Complete

(5) Dollar Value of Registered Contracts (in millions)



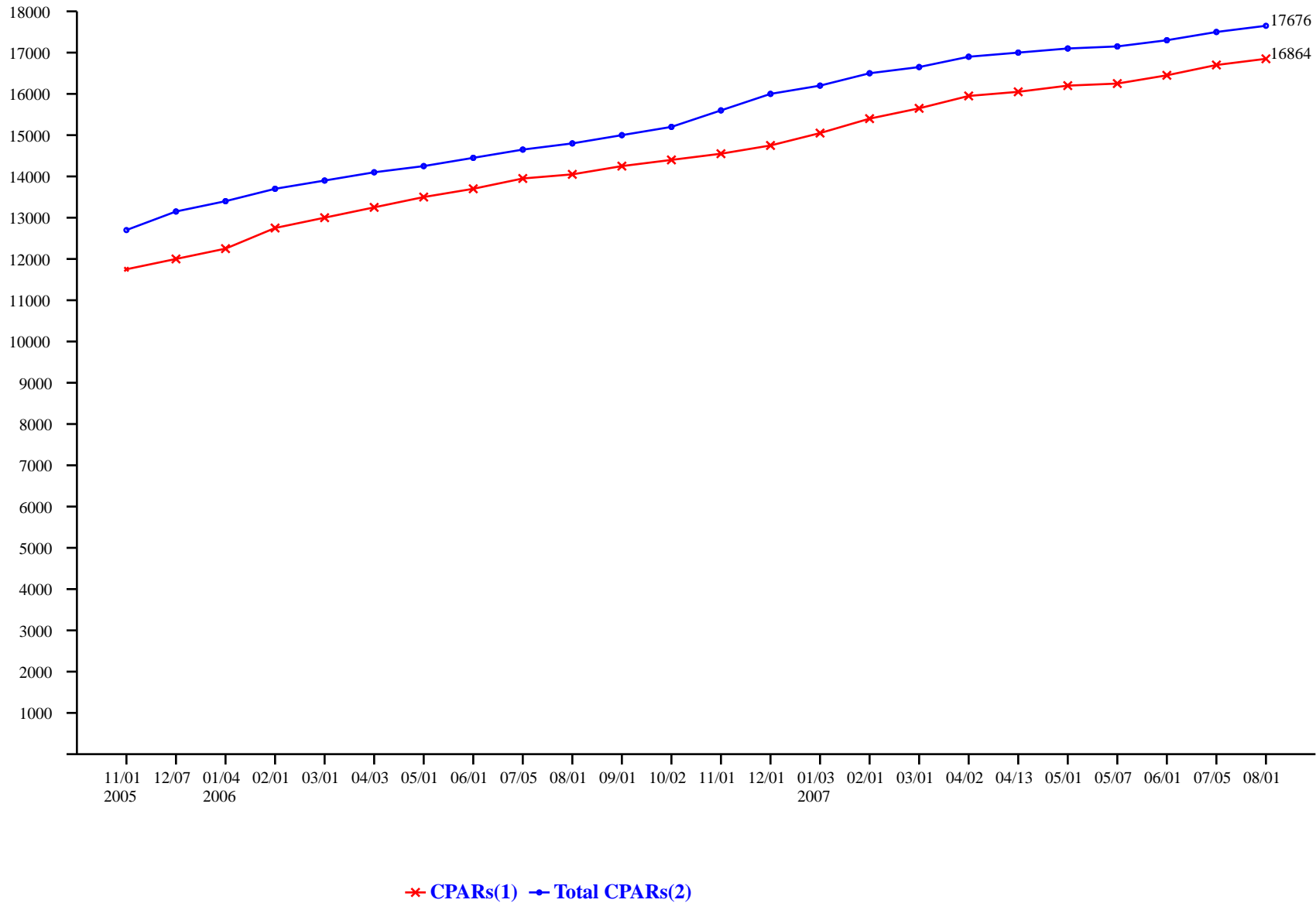
## CPARS Monthly Metrics - 08/01/2007

<u>SERVICE</u>	<u>CONT(1)</u>	<u>IN-PROC(2)</u>	<u>COMP(3)</u>	<u>CPARS(4)</u>	<u>\$MILL(5)</u>
[OTHER] (cont.)					
USSOCCOM	30	7	6	13	2073
Unknown	1	1	0	1	0
<b>[OTHER] TOTAL:</b>	<b>2786</b>	<b>1043</b>	<b>2594</b>	<b>3637</b>	<b>280562</b>
<b>CPARS AIS TOTAL:</b>	<b>30339</b>	<b>11445</b>	<b>35510</b>	<b>46955</b>	<b>2017810</b>

- (1) Contracting Actions Registered in CPARS
- (2) Reports In Process
- (3) Reports Complete
- (4) Total Reports In Process & Complete
- (5) Dollar Value of Registered Contracts (in millions)



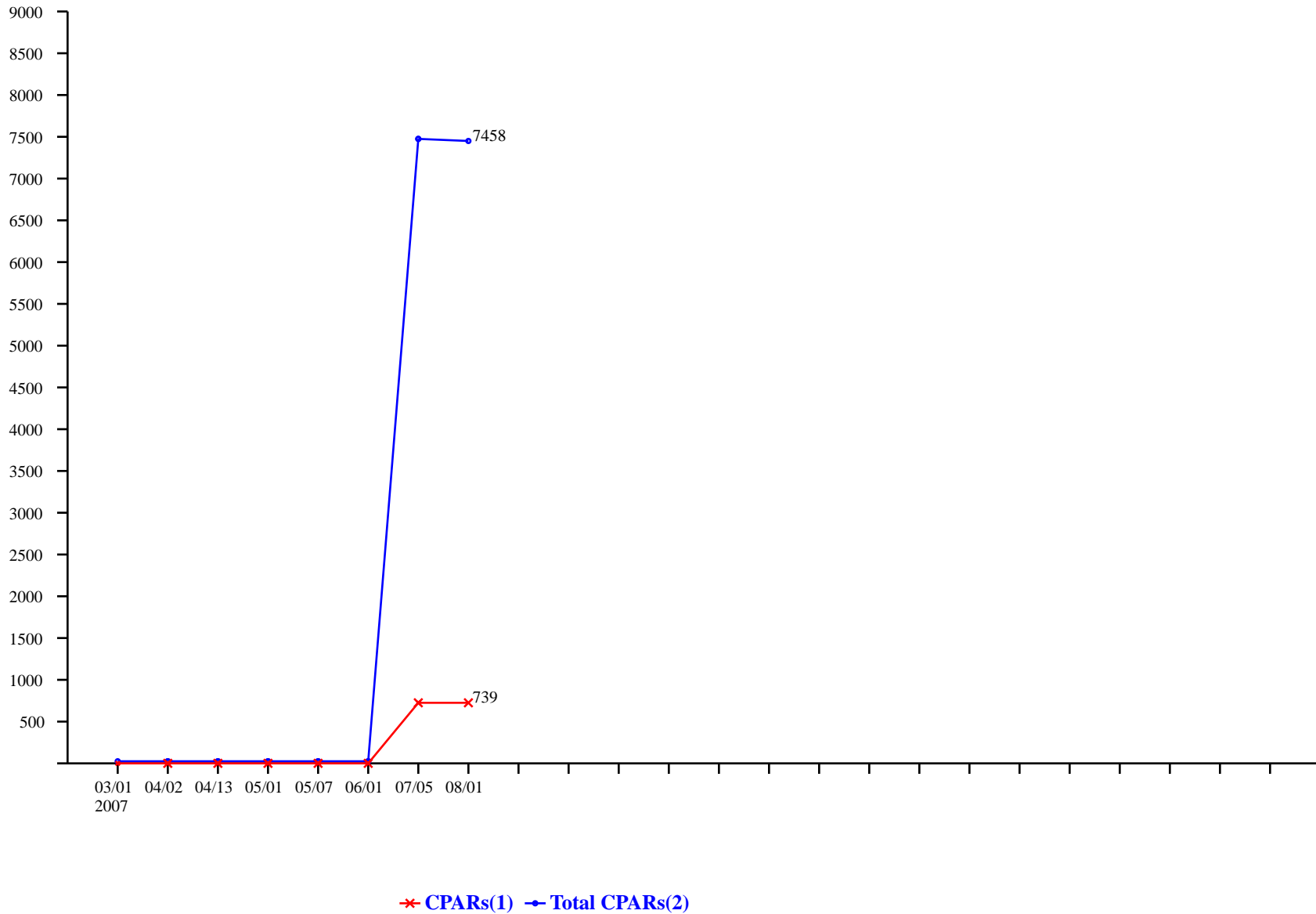
# Department of Air Force Automated CPARS In Process / Completed



(1) In Automated System - Complete  
(2) In Automated System - In Process & Complete



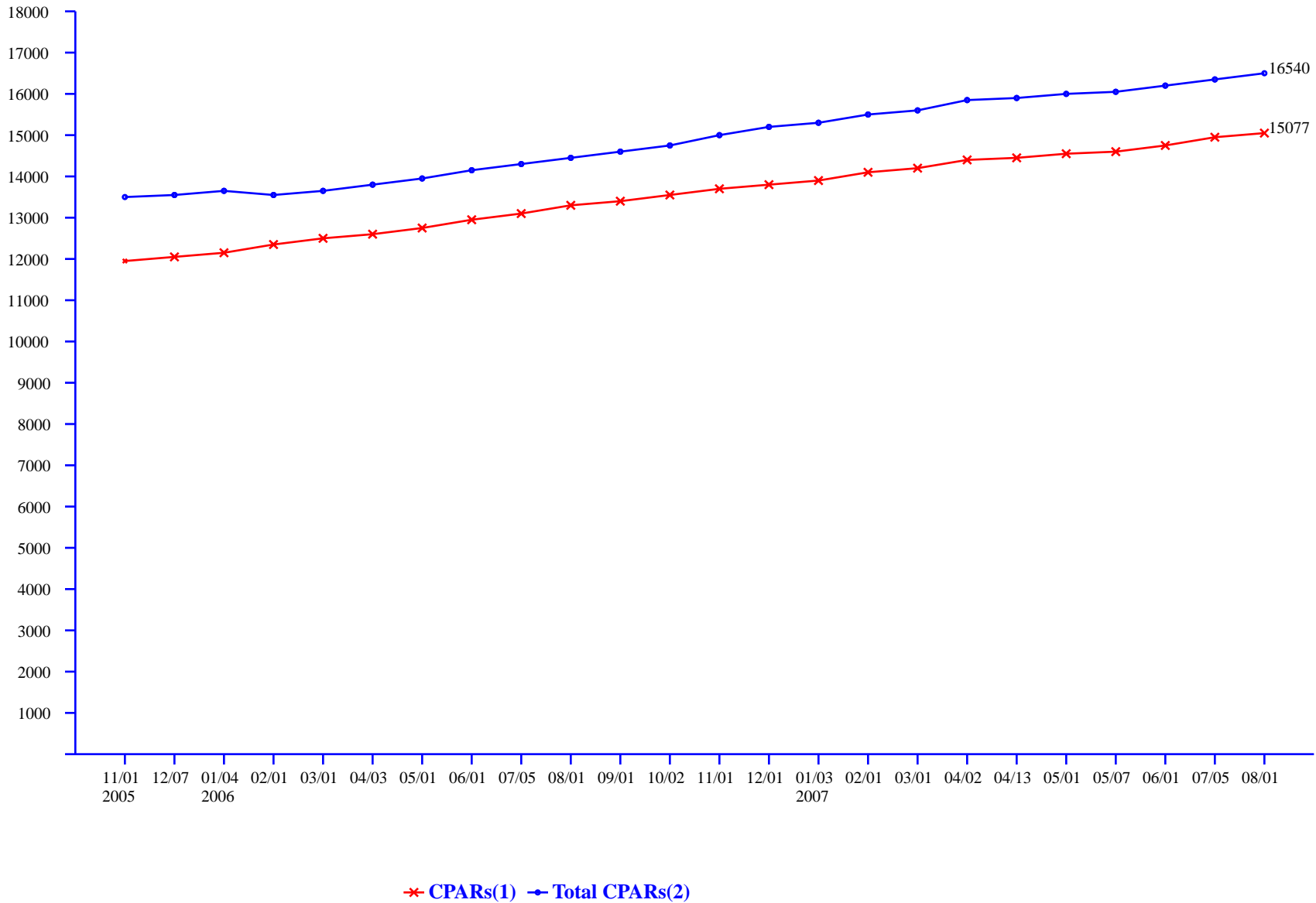
# ARMY Automated CPARS In Process / Completed



(1) In Automated System - Complete  
(2) In Automated System - In Process & Complete



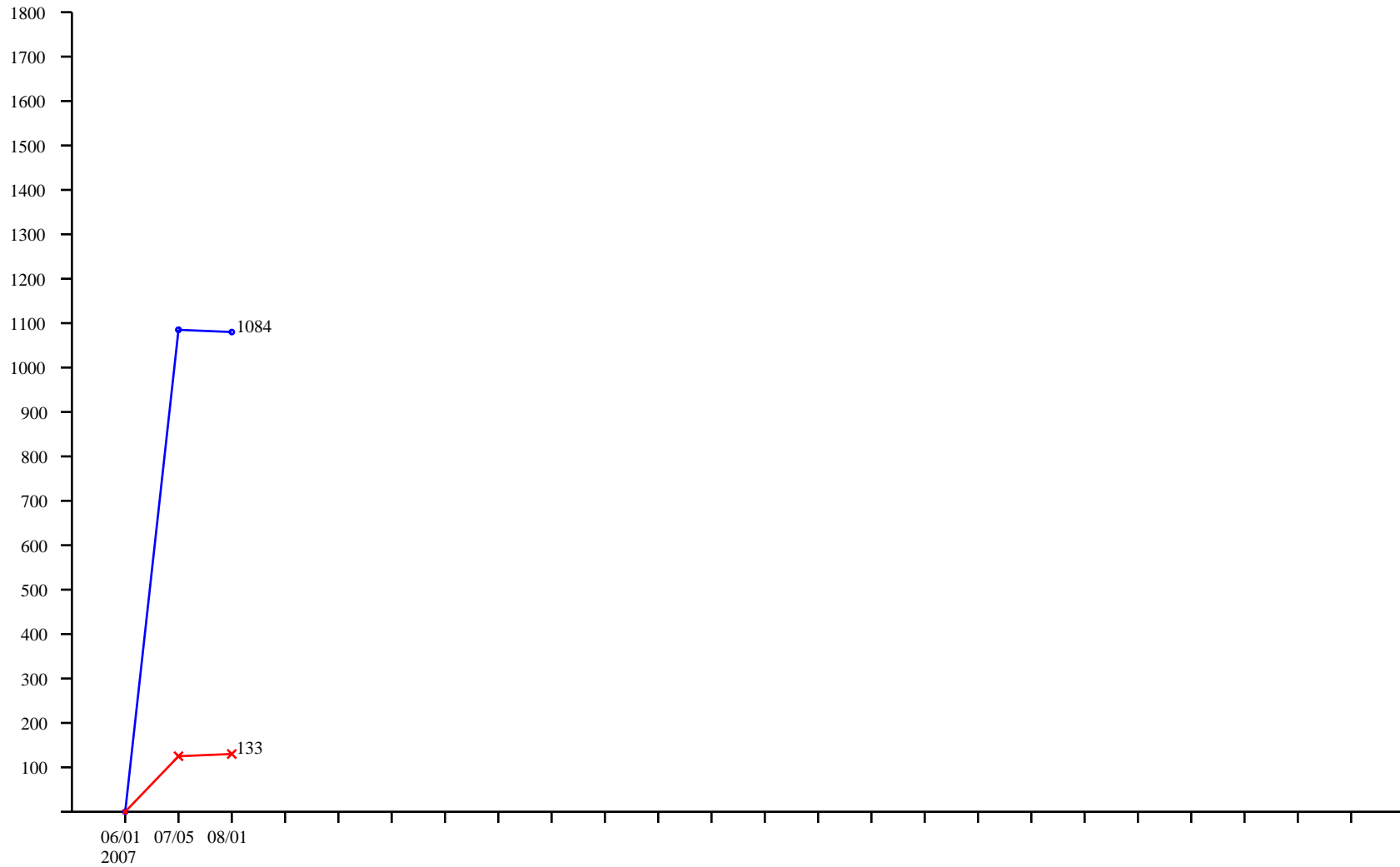
# Department of Navy Automated CPARS In Process / Completed



(1) In Automated System - Complete  
(2) In Automated System - In Process & Complete



# US Army Corps of Engineers Automated CCASS In Process / Completed



✖ CPARs(1)    ➔ Total CPARs(2)

(1) In Automated System - Complete  
(2) In Automated System - In Process & Complete