



## CPARS Monthly Metrics - 05/01/2007

<u>SERVICE</u>	<u>CONT(1)</u>	<u>IN-PROC(2)</u>	<u>COMP(3)</u>	<u>CPARS(4)</u>	<u>\$MILL(5)</u>
<b>AIR FORCE</b>					
11th CONS	94	7	8	15	4684
311 HSW/PKC	92	16	137	153	6395
ACC	919	93	1371	1464	10808
AETC	712	45	1355	1400	12746
AFDW	56	10	5	15	12073
AFMC	6	4	1	5	379
AFMC AAC	237	22	609	631	27522
AFMC ACC	5	0	4	4	123
AFMC AEDC	9	2	27	29	4555
AFMC AFFTC	100	4	256	260	4292
AFMC AFOSR	3	2	0	2	8
AFMC AFRL	22	3	10	13	113
AFMC ASC	509	67	1236	1303	193193
AFMC ESC	790	105	1798	1903	138748
AFMC HQ	32	4	44	48	3092
AFMC OC-ALC	562	55	1283	1338	53754
AFMC OO-ALC	472	43	1194	1237	66309
AFMC SA-ALC	1	0	1	1	22
AFMC SM-ALC	3	1	3	4	64
AFMC WR-ALC	854	190	1637	1827	45688
AFOTEC	5	0	0	0	12
AFRC	83	6	141	147	732
AFSOC	176	14	208	222	360
AFSPC	376	42	844	886	12573
AFSPC SMC	188	39	554	593	51818
AFTAC	86	6	189	195	931

(1) Contracting Actions Registered in CPARS

(2) Reports In Process

(3) Reports Complete

(4) Total Reports In Process & Complete

(5) Dollar Value of Registered Contracts (in millions)



## CPARS Monthly Metrics - 05/01/2007

<u>SERVICE</u>	<u>CONT(1)</u>	<u>IN-PROC(2)</u>	<u>COMP(3)</u>	<u>CPARS(4)</u>	<u>\$MILL(5)</u>
<b>AIR FORCE (cont.)</b>					
AMC	1384	43	2176	2219	18887
ASC/RA	2	0	2	2	43
ESC	1	0	1	1	461
NAVSUP	1	1	2	3	2
PACAF	243	30	447	477	4792
USAFA	61	12	60	72	322
USAFE	177	22	396	418	2864
USNORTHCOM	3	2	0	2	1
USTC	167	13	206	219	4911
Unknown	9	9	0	9	4077
<b>AIR FORCE TOTAL:</b>	<b>8440</b>	<b>912</b>	<b>16205</b>	<b>17117</b>	<b>687354</b>

(1) Contracting Actions Registered in CPARS

(2) Reports In Process

(3) Reports Complete

(4) Total Reports In Process & Complete

(5) Dollar Value of Registered Contracts (in millions)



## CPARS Monthly Metrics - 05/01/2007

<b>SERVICE</b>	<b>CONT(1)</b>	<b>IN-PROC(2)</b>	<b>COMP(3)</b>	<b>CPARS(4)</b>	<b>\$MILL(5)</b>
<b>NAVY</b>					
AIR-00	11	1	12	13	239
AIR-1.0	342	66	464	530	30004
AIR-3.0	77	13	126	139	9864
AIR-4.0	239	75	348	423	11178
AIR-4.0	1	0	2	2	86
AIR-5.0	44	11	72	83	1753
AIR-6.0	36	11	14	25	2950
AIR-7.0	53	13	36	49	2218
AIR-8.0	10	3	15	18	2139
CNET	55	14	75	89	3028
DANTES	1	0	1	1	1
DCMA	3	0	2	2	152
DFAS	1	0	1	1	20
DRPM(AAA)	5	0	17	17	1745
DRPM(SSP)	144	0	227	227	7265
HQMC	3	1	0	1	180
MARCORSYSCOM	10	2	7	9	397
MARINE CORPS	232	46	256	302	6343
MSC	439	63	220	283	12841
NAVFAC	877	247	877	1124	83759
NAVMED	116	35	54	89	4278
NAVORDCEN & DIVS/DETS	2	1	1	2	4
NAVSEALOGCEN & DETS	110	24	60	84	770
NAVSHIPYARDS & SOSs	742	24	822	846	5061
NAVSUP	977	124	1258	1382	90597
NAWCAD	232	47	183	230	26088

(1) Contracting Actions Registered in CPARS

(2) Reports In Process

(3) Reports Complete

(4) Total Reports In Process & Complete

(5) Dollar Value of Registered Contracts (in millions)



## CPARS Monthly Metrics - 05/01/2007

<b>SERVICE</b>	<b>CONT(1)</b>	<b>IN-PROC(2)</b>	<b>COMP(3)</b>	<b>CPARS(4)</b>	<b>\$MILL(5)</b>
<b>NAVY (cont.)</b>					
NAWCTSD	415	91	408	499	13002
NAWCWD	78	17	102	119	3923
NSWC & DIVS/DETS	1305	113	2766	2879	28104
NUWC & DIVS/DETS	584	86	1189	1275	6738
ONR	72	8	42	50	536
PEO SHIPS	78	24	157	181	31208
PEO(A)	225	55	437	492	39484
PEO(AC)	16	10	20	30	11112
PEO(C4I)	71	16	80	96	6738
PEO(EXW)	52	2	106	108	9231
PEO(IT)	20	3	17	20	595
PEO(IWS)	176	50	439	489	34257
PEO(JSF)	15	0	44	44	31301
PEO(MUW)	55	13	113	126	2551
PEO(S)	14	2	22	24	7711
PEO(SUB)	126	18	275	293	18113
PEO(T)	289	32	572	604	46576
PEO(TSC)	102	1	191	192	8797
PEO(W)	149	34	195	229	39128
RMC	169	21	149	170	2436
SEA 00/09	7	1	2	3	112
SEA 02	138	4	131	135	4720
SEA 04	46	1	43	44	605
SEA 05	12	1	10	11	519
SEA 06	5	0	1	1	1072
SEA 07	5	3	10	13	1795

(1) Contracting Actions Registered in CPARS

(2) Reports In Process

(3) Reports Complete

(4) Total Reports In Process & Complete

(5) Dollar Value of Registered Contracts (in millions)



## CPARS Monthly Metrics - 05/01/2007

<u>SERVICE</u>	<u>CONT(1)</u>	<u>IN-PROC(2)</u>	<u>COMP(3)</u>	<u>CPARS(4)</u>	<u>\$MILL(5)</u>
<b>NAVY (cont.)</b>					
SEA 08	1	0	2	2	1
SEA 10	29	5	21	26	1260
SEA 53	4	0	4	4	89
SEA 92	17	1	35	36	1420
SEA 93	11	3	24	27	643
SPACE SYSTEMS	1	0	1	1	6
SPAWAR	916	48	1866	1914	44407
Unknown	11	10	0	10	363
<b>NAVY TOTAL:</b>	<b>9976</b>	<b>1494</b>	<b>14624</b>	<b>16118</b>	<b>701513</b>

(1) Contracting Actions Registered in CPARS

(2) Reports In Process

(3) Reports Complete

(4) Total Reports In Process & Complete

(5) Dollar Value of Registered Contracts (in millions)



## CPARS Monthly Metrics - 05/01/2007

SERVICE	CONT(1)	IN-PROC(2)	COMP(3)	CPARS(4)	\$MILL(5)
<b>[OTHER]</b>					
(HNC)Eng & Support Center	1	0	0	0	4
(NWP)Portland District	1	1	0	1	3
(SWF)Fort Worth District	8	1	0	1	60
(SWG)Galveston District	1	0	1	1	2
(TAC)TA Programs Center	1	0	0	0	211
ACA North	14	1	0	1	817
ACA South	1	0	0	0	0
AFSPC SMC	1	0	1	1	3900
AMC/TACOM	1	0	0	0	2
ANG	9	3	0	3	23
ARNG	2	1	0	1	7
DECA	6	0	6	6	185
DFAS	17	2	2	4	387
DLA	9	3	10	13	145
DLA DDC	22	13	13	26	591
DLA DES	9	3	5	8	38
DLA DESC	401	30	462	492	6707
DLA DRMS	186	38	407	445	793
DLA DSCC	27	3	2	5	463
DLA DSCP	712	200	723	923	91388
DLA DSCR	5	1	5	6	150
DTRA	171	22	260	282	8871
JCC-I/A	35	17	4	21	3049
JIOC	34	0	3	3	4166
MDA	160	35	299	334	25022
NGB/NCR	1	0	0	0	1

(1) Contracting Actions Registered in CPARS

(2) Reports In Process

(3) Reports Complete

(4) Total Reports In Process & Complete

(5) Dollar Value of Registered Contracts (in millions)



## CPARS Monthly Metrics - 05/01/2007

<u>SERVICE</u>	<u>CONT(1)</u>	<u>IN-PROC(2)</u>	<u>COMP(3)</u>	<u>CPARS(4)</u>	<u>\$MILL(5)</u>
<b>[OTHER] (cont.)</b>					
OPM CONTRACTING GROUP	1	0	0	0	0
REFCO	4	2	2	4	8
TMA AURORA	36	17	77	94	50435
TMA FALLS CHURCH	36	2	1	3	11273
USSOCCOM	30	7	6	13	2073
Unknown	1	1	0	1	0
<b>[OTHER] TOTAL:</b>	<b>1943</b>	<b>403</b>	<b>2289</b>	<b>2692</b>	<b>210774</b>
<b>CPARS AIS TOTAL:</b>	<b>20359</b>	<b>2809</b>	<b>33118</b>	<b>35927</b>	<b>1599641</b>

(1) Contracting Actions Registered in CPARS

(2) Reports In Process

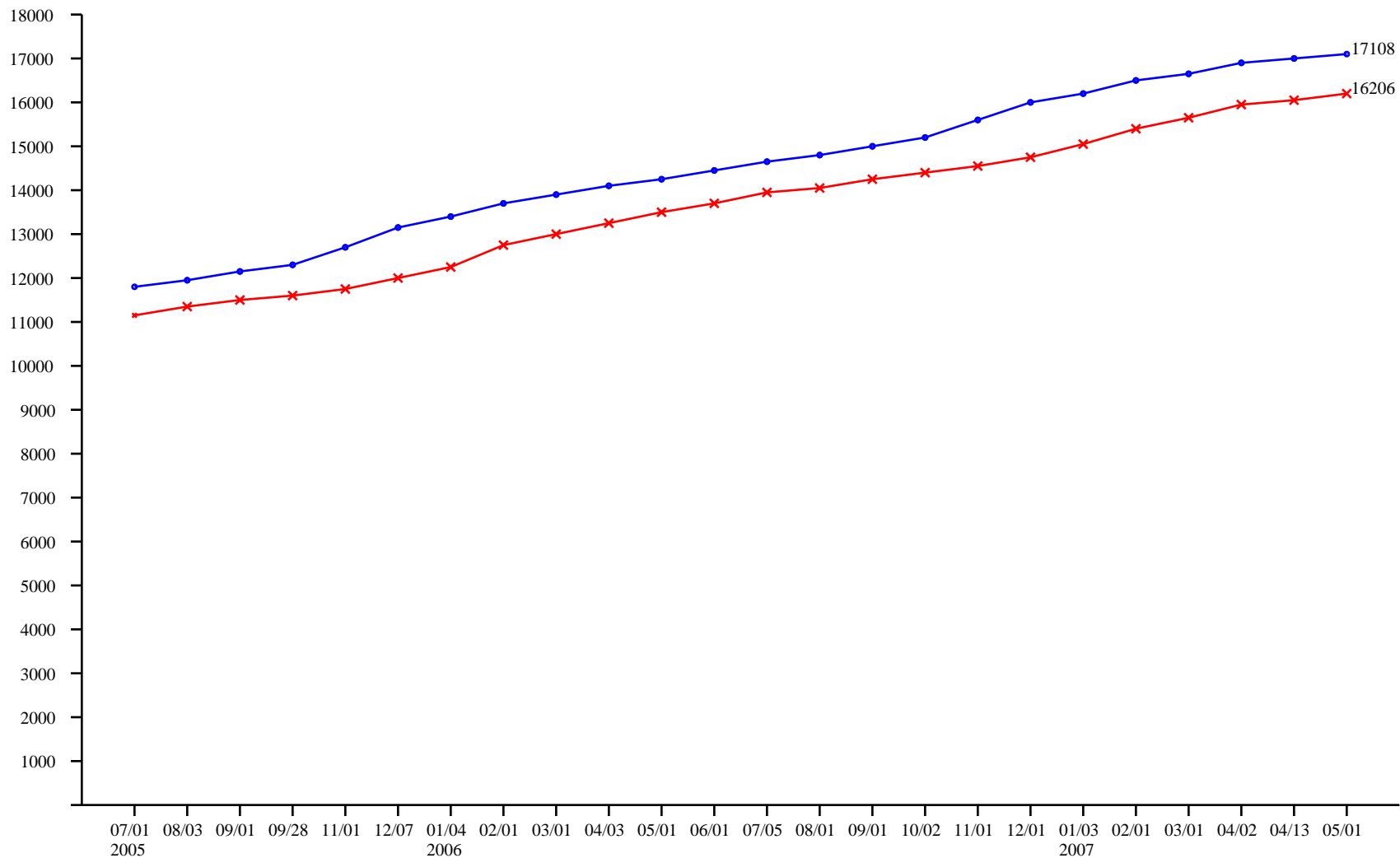
(3) Reports Complete

(4) Total Reports In Process & Complete

(5) Dollar Value of Registered Contracts (in millions)



# Department of Air Force Automated CPARS In Process / Completed



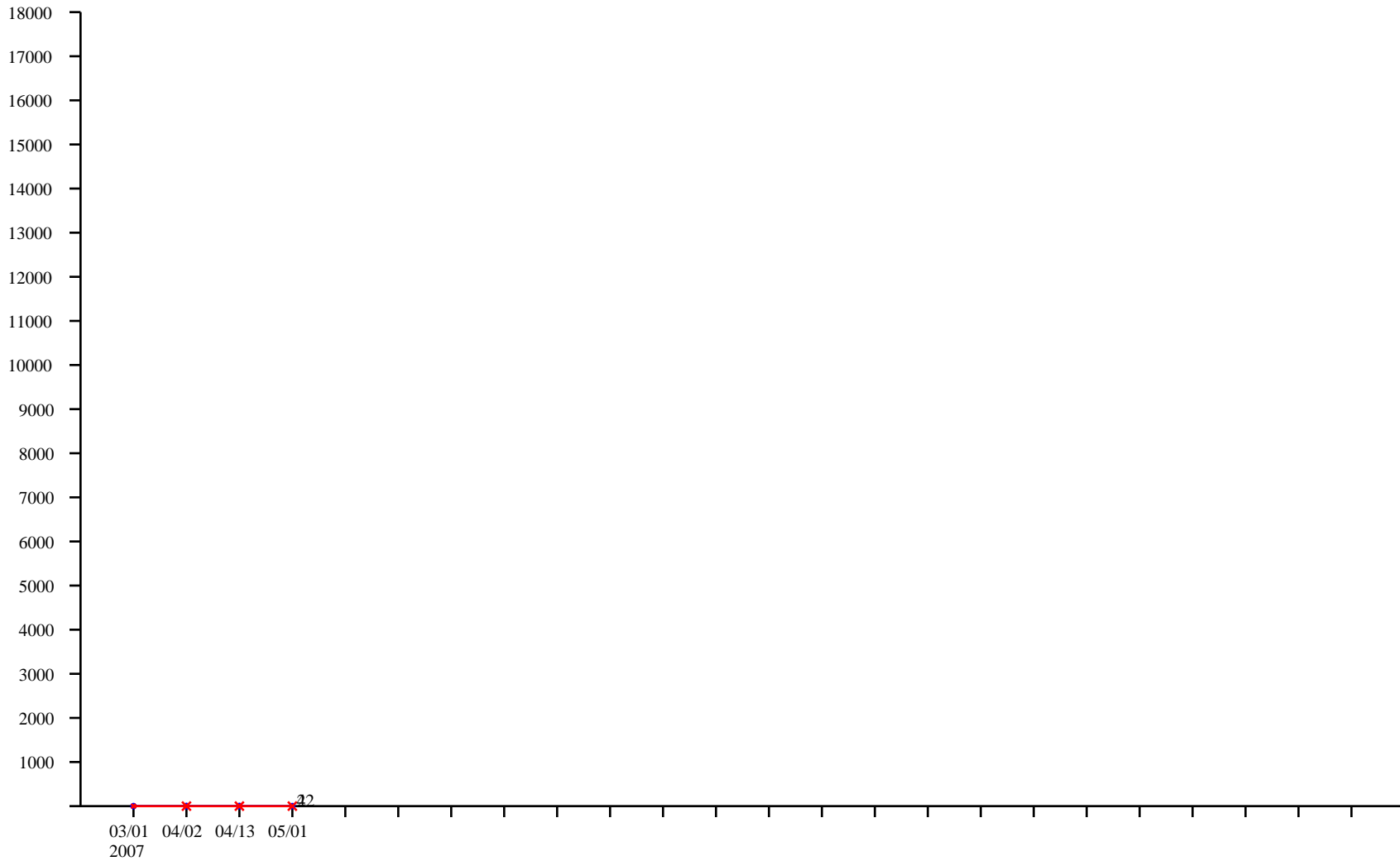
\*- CPARs(1) - Total CPARs(2)

(1) In Automated System - Complete  
(2) In Automated System - In Process & Complete





# ARMY Automated CPARS In Process / Completed

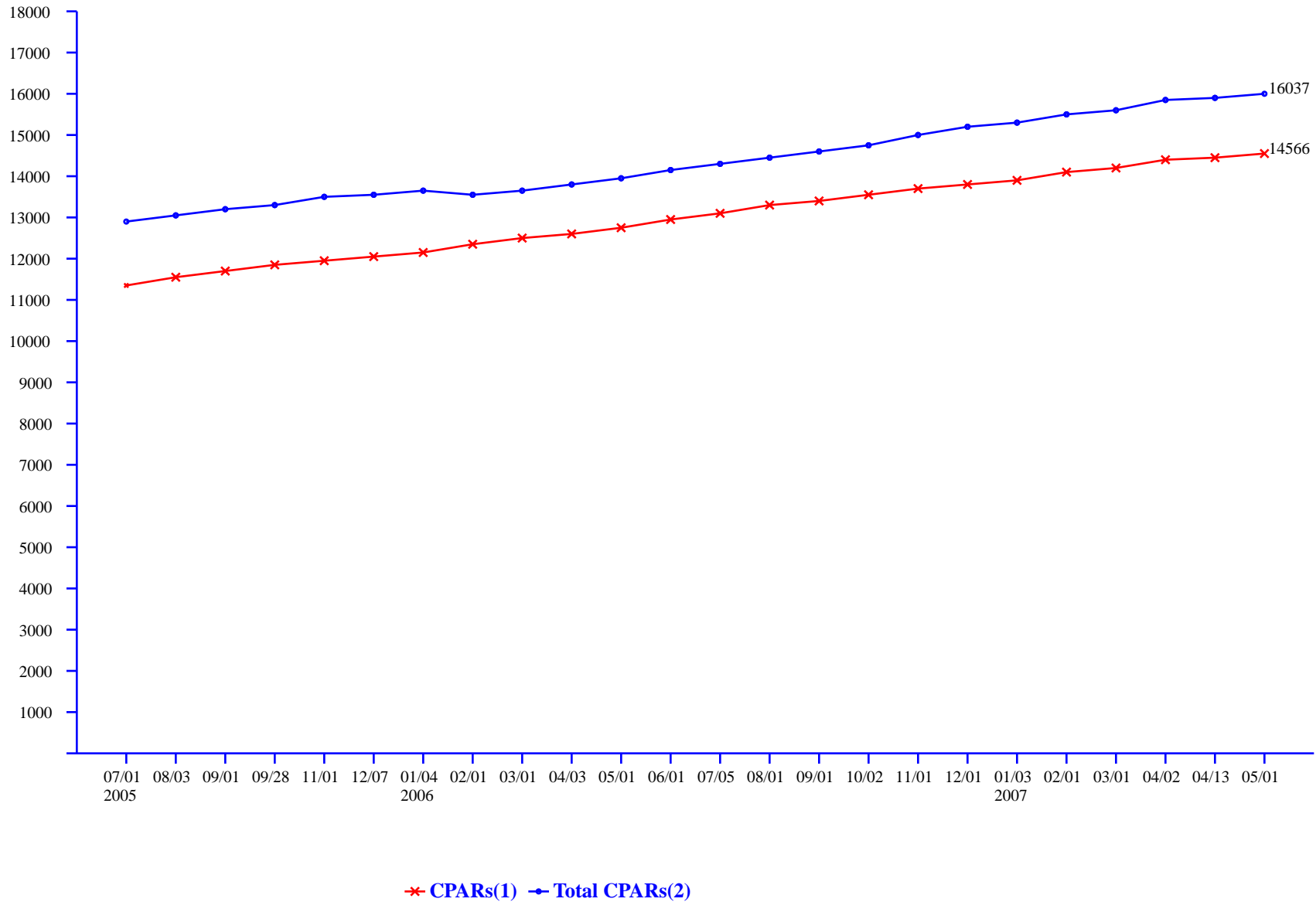


\* CPARs(1) → Total CPARs(2)

(1) In Automated System - Complete  
(2) In Automated System - In Process & Complete



# Department of Navy Automated CPARS In Process / Completed



(1) In Automated System - Complete  
(2) In Automated System - In Process & Complete