



CPARS Monthly Metrics - 09/01/2007

SERVICE	CONT(1)	IN-PROC(2)	COMP(3)	CPARS(4)	\$MILL(5)
AIR FORCE					
11th CONS	94	7	8	15	3821
311 HSW/PKC	95	18	143	161	6839
ACC	919	75	1420	1495	11167
AETC	736	31	1424	1455	12867
AFDW	65	10	36	46	12117
AFMC	6	3	2	5	3308
AFMC AAC	247	23	642	665	44416
AFMC ACC	5	0	4	4	123
AFMC AEDC	8	1	27	28	4552
AFMC AFFTC	102	3	262	265	4305
AFMC AFOSR	3	2	0	2	8
AFMC AFRL	23	0	13	13	155
AFMC ASC	535	63	1329	1392	219551
AFMC ESC	813	125	1911	2036	131689
AFMC HQ	32	3	50	53	2878
AFMC OC-ALC	603	68	1351	1419	54702
AFMC OO-ALC	510	55	1253	1308	68421
AFMC SA-ALC	1	0	1	1	18
AFMC SM-ALC	3	1	3	4	64
AFMC WR-ALC	888	211	1740	1951	46618
AFOTEC	70	1	0	1	162
AFRC	83	5	147	152	776
AFSOC	179	13	225	238	358
AFSPC	382	31	880	911	12927
AFSPC SMC	195	22	592	614	54143
AFTAC	84	6	200	206	961

(1) Contracting Actions Registered in CPARS

(2) Reports In Process

(3) Reports Complete

(4) Total Reports In Process & Complete

(5) Dollar Value of Registered Contracts (in millions)



CPARS Monthly Metrics - 09/01/2007

<u>SERVICE</u>	<u>CONT(1)</u>	<u>IN-PROC(2)</u>	<u>COMP(3)</u>	<u>CPARS(4)</u>	<u>\$MILL(5)</u>
AIR FORCE (cont.)					
AMC	1382	17	2207	2224	18427
ASC/RA	2	0	2	2	43
ESC	1	0	1	1	268
NAVSUP	1	1	2	3	2
PACAF	256	39	476	515	4858
USAFA	54	9	66	75	326
USAFE	180	20	410	430	2920
USNORTHCOM	1	0	1	1	1
USTC	167	6	217	223	4868
Unknown	7	7	0	7	3582
AIR FORCE TOTAL:	8732	876	17045	17921	732241

(1) Contracting Actions Registered in CPARS

(2) Reports In Process

(3) Reports Complete

(4) Total Reports In Process & Complete

(5) Dollar Value of Registered Contracts (in millions)



CPARS Monthly Metrics - 09/01/2007

SERVICE	CONT(1)	IN-PROC(2)	COMP(3)	CPARS(4)	\$MILL(5)
ARMY					
ACA CCE	40	40	10	50	1445
ACA North	992	958	103	1061	13403
ACA PACIFIC	6	2	4	6	305
ACA Pacific	66	60	38	98	630
ACA South	444	424	185	609	6377
ACA Southwest Asia	1	1	0	1	0
ACA The Americas	45	44	1	45	176
ACA USACCE	423	427	48	475	7177
AMC/AMCOM	2838	2822	82	2904	58732
AMC/ASC	45	2	1	3	1955
AMC/ASC/JMC	172	172	16	188	13221
AMC/CECOM	297	247	131	378	133622
AMC/JM&L/PICATINNY	26	3	0	3	190
AMC/RDECOM	32	31	14	45	1383
AMC/SDDC	327	326	46	372	3028
AMC/TACOM	354	190	29	219	25816
EUSA	1	1	0	1	2
INSCOM	136	136	1	137	969
ITEC4	285	281	32	313	10284
JCC-I/A	41	16	11	27	3093
JM&L LCMC	187	187	10	197	3751
JM&L LCMC	1	0	0	0	245
MEDCOM	312	240	35	275	3493
MRMC	515	501	7	508	3219
SMDC	15	15	12	27	6924
ARMY TOTAL:	7601	7126	816	7942	299440

(1) Contracting Actions Registered in CPARS

(2) Reports In Process

(3) Reports Complete

(4) Total Reports In Process & Complete

(5) Dollar Value of Registered Contracts (in millions)



CPARS Monthly Metrics - 09/01/2007

SERVICE	CONT(1)	IN-PROC(2)	COMP(3)	CPARS(4)	\$MILL(5)
NAVY					
AIR-00	11	0	13	13	239
AIR-1.0	356	60	485	545	31254
AIR-3.0	77	12	128	140	9998
AIR-4.0	241	75	359	434	11532
AIR-4.0	1	0	2	2	86
AIR-5.0	47	9	75	84	1740
AIR-6.0	37	6	19	25	2958
AIR-7.0	54	13	37	50	2222
AIR-8.0	10	3	15	18	2139
CNET	55	14	75	89	3031
DANTES	1	0	1	1	1
DCMA	3	0	2	2	152
DFAS	1	0	1	1	20
DRPM(AAA)	5	1	17	18	1744
DRPM(SSP)	144	0	227	227	7265
HQMC	5	1	0	1	186
MARCORSYSCOM	138	3	7	10	2342
MARINE CORPS	247	43	271	314	455526
MSC	470	75	227	302	12996
NAVFAC	948	247	930	1177	84761
NAVMED	119	19	70	89	4333
NAVORDCEN & DIVS/DETS	2	1	1	2	4
NAVSEALOGCEN & DETS	104	26	90	116	724
NAVSHIPYARDS & SOSs	742	23	823	846	5061
NAVSUP	1032	132	1287	1419	97077
NAWCAD	235	49	191	240	26155

(1) Contracting Actions Registered in CPARS

(2) Reports In Process

(3) Reports Complete

(4) Total Reports In Process & Complete

(5) Dollar Value of Registered Contracts (in millions)



CPARS Monthly Metrics - 09/01/2007

SERVICE	CONT(1)	IN-PROC(2)	COMP(3)	CPARS(4)	\$MILL(5)
NAVY (cont.)					
NAWCTSD	419	78	437	515	13153
NAWCWD	79	17	105	122	4601
NSWC & DIVS/DETS	1354	141	2965	3106	29596
NUWC & DIVS/DETS	586	57	1224	1281	6470
ONR	75	8	45	53	569
PEO SHIPS	86	27	161	188	31368
PEO(A)	230	46	458	504	39890
PEO(AC)	19	10	20	30	11320
PEO(C4I)	87	16	104	120	7088
PEO(EXW)	52	0	107	107	9911
PEO(IT)	20	3	17	20	526
PEO(IWS)	176	41	450	491	34678
PEO(JSF)	15	0	44	44	31301
PEO(LMW)	3	1	1	2	174
PEO(MUW)	55	12	114	126	2632
PEO(S)	16	2	23	25	7762
PEO(SUB)	130	21	283	304	18518
PEO(T)	296	29	588	617	56231
PEO(TSC)	102	1	191	192	8786
PEO(W)	158	34	207	241	15003
RMC	195	17	185	202	2555
SEA 00/09	7	1	2	3	99
SEA 02	137	4	131	135	4694
SEA 04	46	1	43	44	590
SEA 05	13	2	10	12	514
SEA 06	5	0	1	1	1072

(1) Contracting Actions Registered in CPARS

(2) Reports In Process

(3) Reports Complete

(4) Total Reports In Process & Complete

(5) Dollar Value of Registered Contracts (in millions)



CPARS Monthly Metrics - 09/01/2007

<u>SERVICE</u>	<u>CONT(1)</u>	<u>IN-PROC(2)</u>	<u>COMP(3)</u>	<u>CPARS(4)</u>	<u>\$MILL(5)</u>
NAVY (cont.)					
SEA 07	4	2	10	12	1794
SEA 08	1	0	2	2	1
SEA 10	29	5	21	26	1260
SEA 53	4	0	4	4	89
SEA 92	17	2	35	37	1420
SEA 93	11	2	25	27	643
SEA07	1	0	0	0	10
SPACE SYSTEMS	1	0	2	2	6
SPAWAR	958	48	1947	1995	45802
Unknown	11	10	0	10	363
NAVY TOTAL:	10483	1450	15315	16765	1154035

(1) Contracting Actions Registered in CPARS

(2) Reports In Process

(3) Reports Complete

(4) Total Reports In Process & Complete

(5) Dollar Value of Registered Contracts (in millions)



CPARS Monthly Metrics - 09/01/2007

SERVICE	CONT(1)	IN-PROC(2)	COMP(3)	CPARS(4)	\$MILL(5)
USACE					
(AED)Afghanistan District	1	0	0	0	0
(CER)Const Eng Research	1	2	0	2	1
(HEC)Humphreys Eng Ctr	47	47	3	50	250
(HNC)Eng & Support Center	353	364	21	385	6197
(LRB)Buffalo District	16	16	0	16	29
(LRC)Chicago District	4	4	0	4	23
(LRE)Detroit District	11	12	2	14	22
(LRH)Huntington District	41	32	15	47	79
(LRL)Louisville District	139	143	11	154	2718
(LRN)Nashville District	14	14	10	24	49
(LRP)Pittsburgh District	12	8	5	13	18
(MVK)Vicksburg District	51	47	7	54	260
(MVM)Memphis District	1	1	0	1	0
(MVN)New Orleans District	9	9	1	10	1016
(MVS)St. Louis District	16	18	8	26	11
(NAB)Baltimore District	107	107	0	107	190
(NAN)New York District	1	1	0	1	0
(NAP)Philadelphia Dist	21	10	1	11	86
(NWK)Kansas City Dist	45	16	15	31	128
(NWO)Omaha District	50	2	0	2	206
(NWP)Portland District	1	1	0	1	3
(NWS)Seattle District	1	0	0	0	2
(POF)Far East District	1	1	0	1	0
(POH)Honolulu District	1	2	0	2	13
(SAJ)Jacksonville Dist	10	10	3	13	43
(SAM)Mobile District	13	13	1	14	209

(1) Contracting Actions Registered in CPARS

(2) Reports In Process

(3) Reports Complete

(4) Total Reports In Process & Complete

(5) Dollar Value of Registered Contracts (in millions)



CPARS Monthly Metrics - 09/01/2007

<u>SERVICE</u>	<u>CONT(1)</u>	<u>IN-PROC(2)</u>	<u>COMP(3)</u>	<u>CPARS(4)</u>	<u>\$MILL(5)</u>
USACE (cont.)					
(SAS)Savannah District	90	2	4	6	609
(SPA)Albuquerque District	1	0	1	1	0
(SPK)Sacramento District	20	20	2	22	20
(SWF)Fort Worth District	34	24	20	44	128
(SWG)Galveston District	2	1	1	2	2
(SWL)Little Rock District	1	1	0	1	0
(SWT)Tulsa District	3	1	0	1	2
(TAC)TA Programs Center	11	3	6	9	372
ERDC	8	6	5	11	9
USACE TOTAL:	1137	938	142	1080	12695

(1) Contracting Actions Registered in CPARS

(2) Reports In Process

(3) Reports Complete

(4) Total Reports In Process & Complete

(5) Dollar Value of Registered Contracts (in millions)



CPARS Monthly Metrics - 09/01/2007

SERVICE	CONT(1)	IN-PROC(2)	COMP(3)	CPARS(4)	\$MILL(5)
[OTHER]					
AFSPC SMC	1	0	1	1	3500
ANG	69	57	5	62	346
ARNG	6	3	3	6	395
CIFA	2	0	0	0	4
DECA	6	0	6	6	185
DFAS	68	4	4	8	568
DISA Europe	56	25	35	60	532
DISA NCR	95	89	10	99	2713
DISA Pacific	10	9	4	13	348
DISA/DITCO Scott AFB	605	516	158	674	79743
DLA	13	5	12	17	400
DLA DDC	25	9	18	27	562
DLA DES	9	4	5	9	38
DLA DESC	401	29	462	491	6680
DLA DRMS	199	27	440	467	833
DLA DSCC	27	3	2	5	463
DLA DSCP	749	187	760	947	95139
DLA DSCR	5	1	5	6	150
DTRA	195	21	269	290	9008
JIOC	41	1	3	4	3839
MDA	164	26	322	348	25716
NGB/NCR	2	2	2	4	10
OPM CONTRACTING GROUP	1	0	0	0	0
REFCO	8	6	2	8	111
TMA AURORA	36	14	85	99	50447
TMA FALLS CHURCH	30	2	2	4	5891

(1) Contracting Actions Registered in CPARS

(2) Reports In Process

(3) Reports Complete

(4) Total Reports In Process & Complete

(5) Dollar Value of Registered Contracts (in millions)



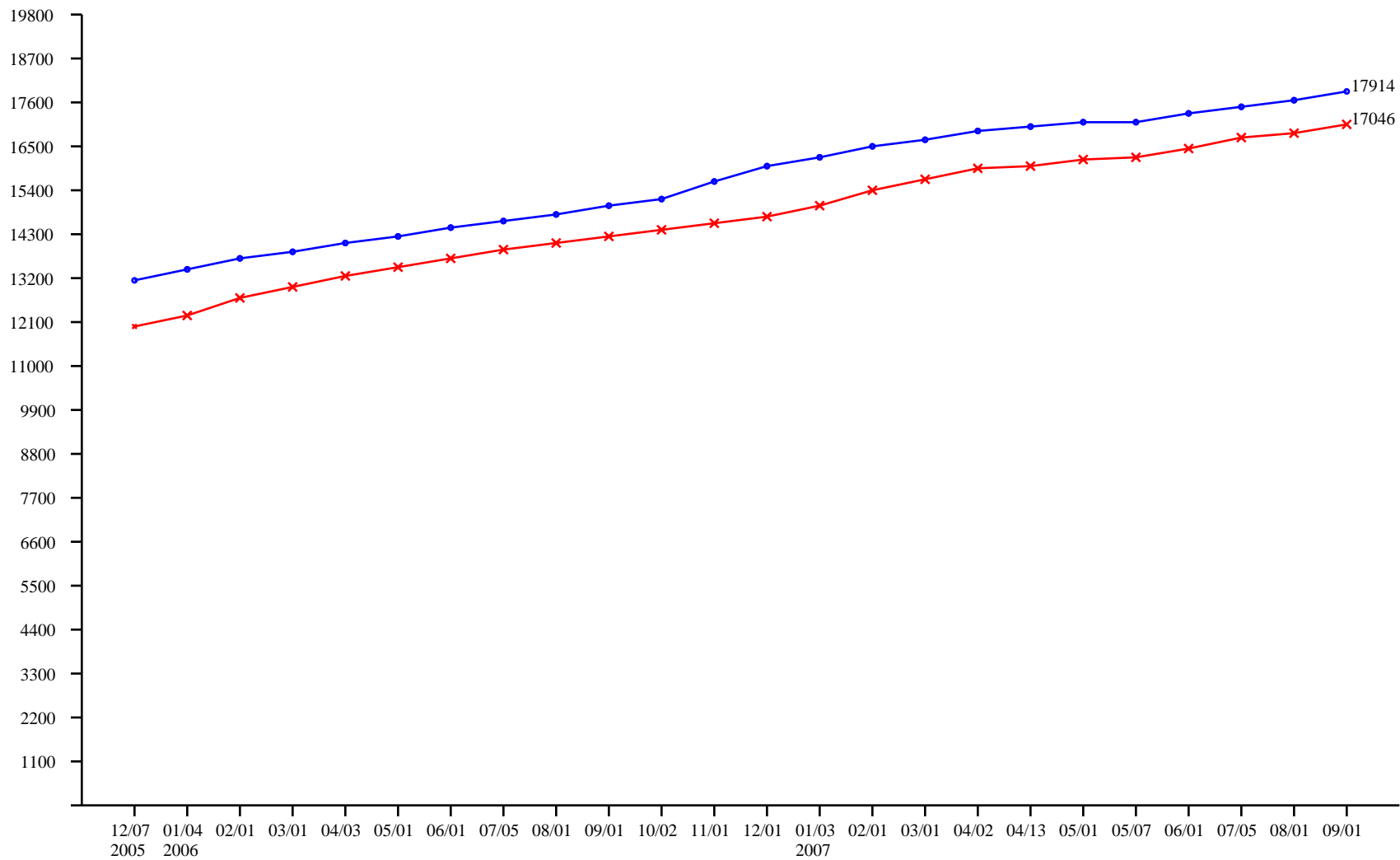
CPARS Monthly Metrics - 09/01/2007

<u>SERVICE</u>	<u>CONT(1)</u>	<u>IN-PROC(2)</u>	<u>COMP(3)</u>	<u>CPARS(4)</u>	<u>\$MILL(5)</u>
[OTHER] (cont.)					
USSOCCOM	30	7	6	13	2049
Unknown	1	1	0	1	0
[OTHER] TOTAL:	2854	1048	2621	3669	289670
CPARS AIS TOTAL:	30807	11438	35939	47377	2488081

- (1) Contracting Actions Registered in CPARS
- (2) Reports In Process
- (3) Reports Complete
- (4) Total Reports In Process & Complete
- (5) Dollar Value of Registered Contracts (in millions)



Department of Air Force Automated CPARS In Process / Completed

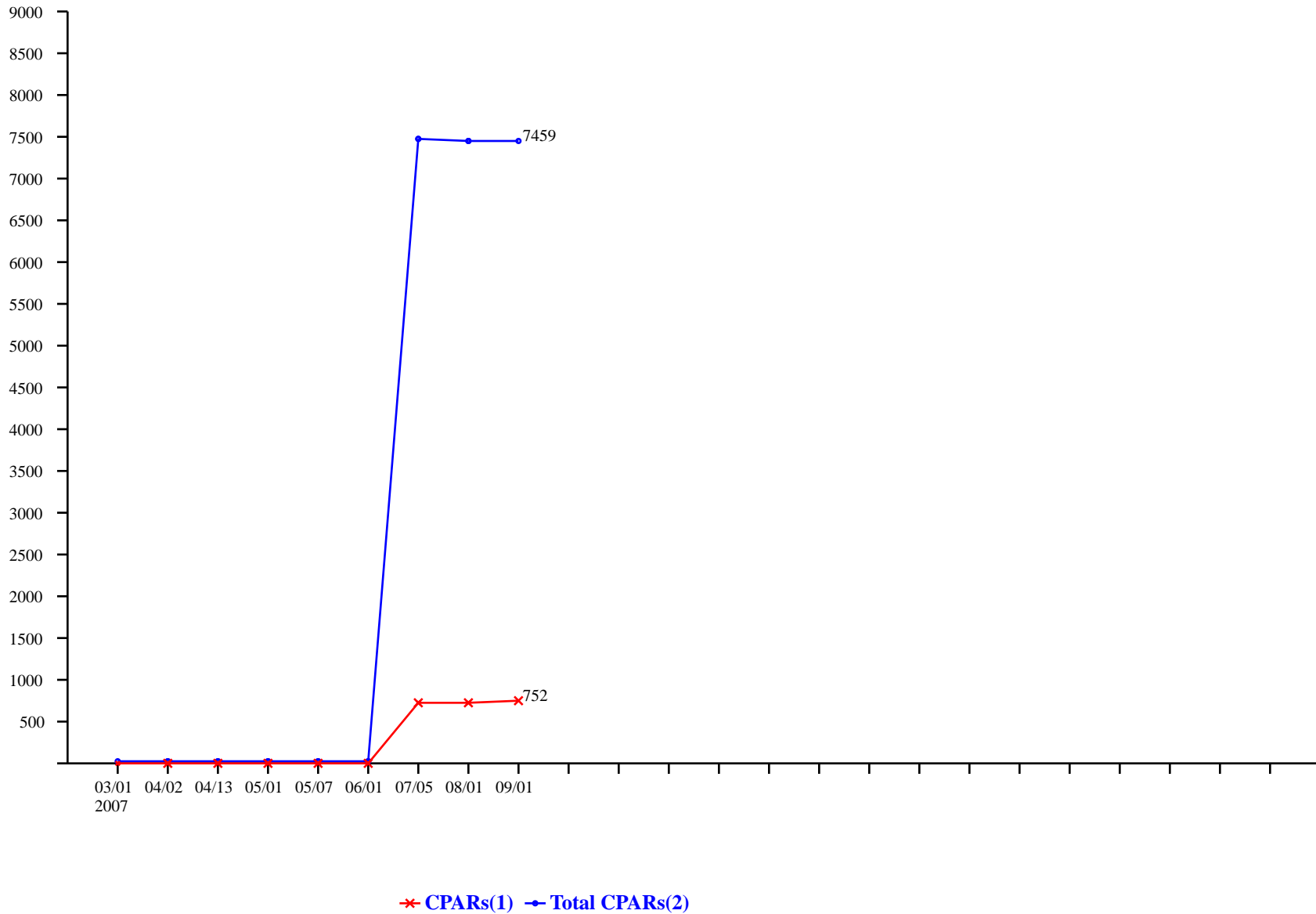


* CPARs(1) * Total CPARs(2)

(1) In Automated System - Complete
(2) In Automated System - In Process & Complete



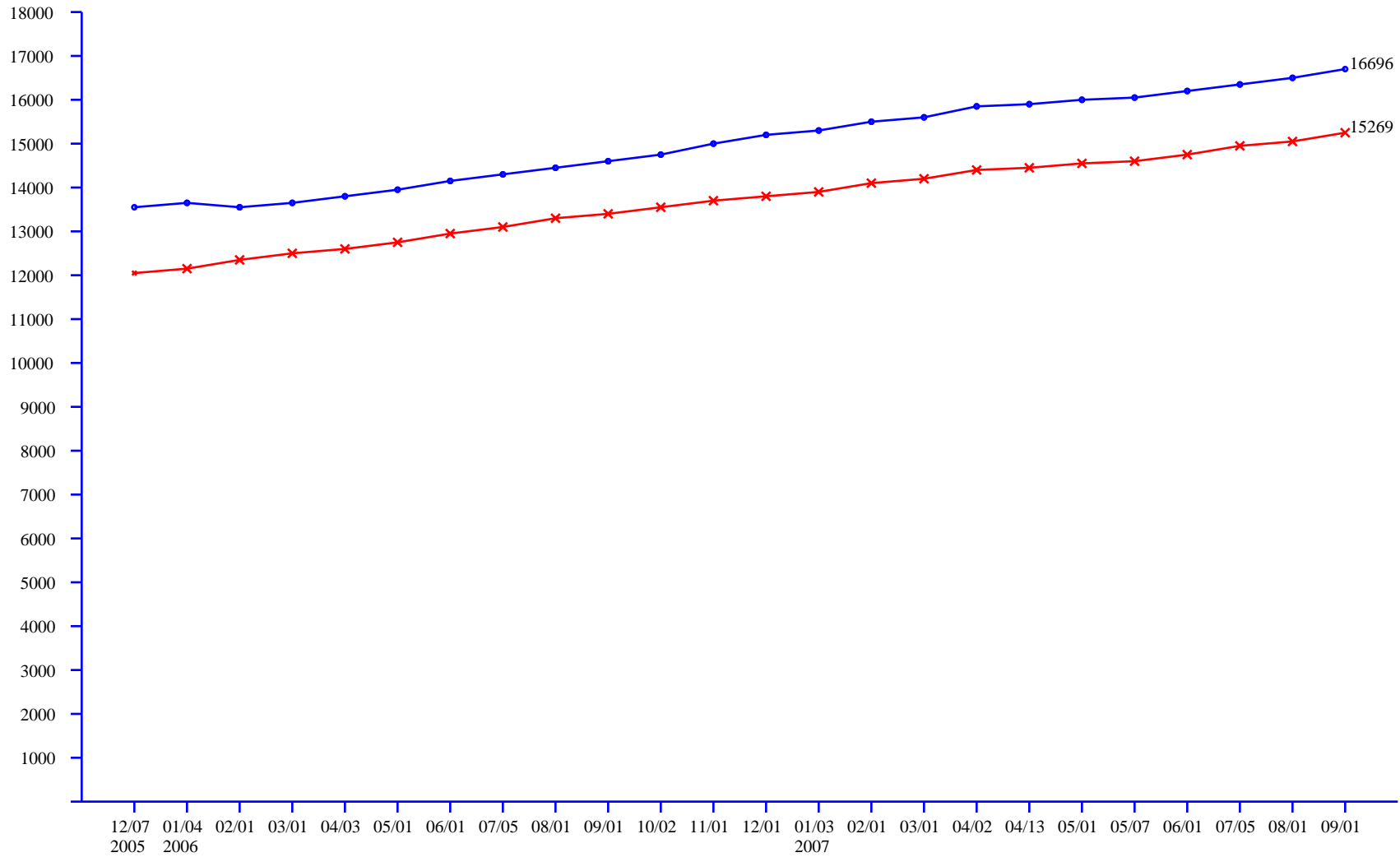
ARMY Automated CPARS In Process / Completed



(1) In Automated System - Complete
(2) In Automated System - In Process & Complete



Department of Navy Automated CPARS In Process / Completed

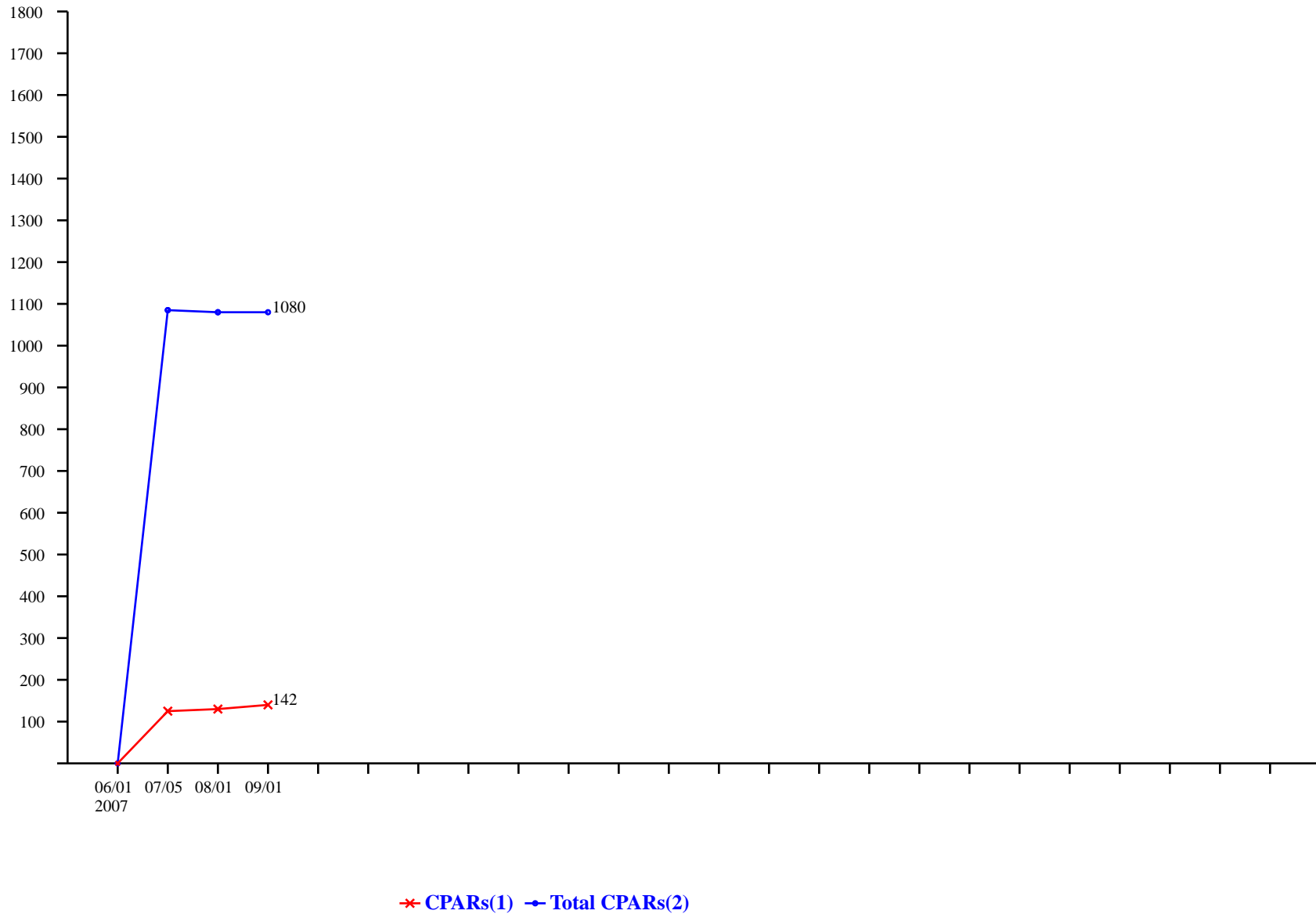


x CPARs(1) -o- Total CPARs(2)

(1) In Automated System - Complete
(2) In Automated System - In Process & Complete



US Army Corps of Engineers Automated CPARS In Process / Completed



(1) In Automated System - Complete
(2) In Automated System - In Process & Complete