



## CPARS Monthly Metrics - 10/01/2007

<u>SERVICE</u>	<u>CONT(1)</u>	<u>IN-PROC(2)</u>	<u>COMP(3)</u>	<u>CPARS(4)</u>	<u>\$MILL(5)</u>
<b>AIR FORCE</b>					
11th CONS	94	7	8	15	3825
311 HSW/PKC	94	17	143	160	6838
ACC	919	79	1430	1509	11082
AETC	787	59	1434	1493	13198
AFDW	65	9	37	46	12122
AFMC	11	1	4	5	4243
AFMC AAC	245	20	649	669	44483
AFMC ACC	5	0	4	4	123
AFMC AEDC	8	1	27	28	4552
AFMC AFFTC	102	5	262	267	4306
AFMC AFOSR	6	3	0	3	263
AFMC AFRL	19	2	14	16	210
AFMC ASC	559	63	1349	1412	222617
AFMC ESC	818	149	1946	2095	134193
AFMC HQ	37	9	51	60	5363
AFMC OC-ALC	588	83	1358	1441	54173
AFMC OO-ALC	591	89	1270	1359	71597
AFMC SA-ALC	1	0	1	1	18
AFMC SM-ALC	2	0	3	3	62
AFMC WR-ALC	893	207	1766	1973	46707
AFOTEC	65	5	0	5	118
AFRC	83	4	148	152	776
AFSOC	186	10	229	239	358
AFSPC	388	32	882	914	12710
AFSPC SMC	199	19	599	618	53677
AFTAC	82	4	201	205	958

(1) Contracting Actions Registered in CPARS

(2) Reports In Process

(3) Reports Complete

(4) Total Reports In Process & Complete

(5) Dollar Value of Registered Contracts (in millions)



## CPARS Monthly Metrics - 10/01/2007

<u>SERVICE</u>	<u>CONT(1)</u>	<u>IN-PROC(2)</u>	<u>COMP(3)</u>	<u>CPARS(4)</u>	<u>\$MILL(5)</u>
<b>AIR FORCE (cont.)</b>					
AMC	1386	22	2238	2260	18773
ASC/RA	2	0	2	2	43
ESC	1	0	1	1	975
NAVSUP	1	1	2	3	2
PACAF	273	36	526	562	4800
USAFA	48	8	68	76	306
USAFE	180	23	411	434	2887
USNORTHCOM	2	0	1	1	33
USTC	170	5	218	223	4904
Unknown	7	7	0	7	3582
<b>AIR FORCE TOTAL:</b>	<b>8917</b>	<b>979</b>	<b>17282</b>	<b>18261</b>	<b>744877</b>

(1) Contracting Actions Registered in CPARS

(2) Reports In Process

(3) Reports Complete

(4) Total Reports In Process & Complete

(5) Dollar Value of Registered Contracts (in millions)



## CPARS Monthly Metrics - 10/01/2007

<u>SERVICE</u>	<u>CONT(1)</u>	<u>IN-PROC(2)</u>	<u>COMP(3)</u>	<u>CPARS(4)</u>	<u>\$MILL(5)</u>
<b>ARMY</b>					
ACA CCE	40	40	10	50	1447
ACA North	995	960	105	1065	13365
ACA PACIFIC	12	8	4	12	341
ACA Pacific	64	52	38	90	621
ACA South	440	418	187	605	6369
ACA Southwest Asia	1	1	0	1	0
ACA The Americas	45	45	1	46	176
ACA USACCE	416	398	73	471	7242
AMC/AMCOM	2830	2804	83	2887	59550
AMC/ASC	47	2	1	3	1976
AMC/ASC/JMC	172	171	16	187	13243
AMC/CECOM	304	244	131	375	133723
AMC/JM&L/PICATINNY	32	4	1	5	813
AMC/RDECOM	32	31	14	45	1383
AMC/SDDC	326	326	46	372	3034
AMC/TACOM	357	187	30	217	25912
EUSA	1	1	0	1	2
INSCOM	136	136	1	137	969
ITEC4	298	281	32	313	10350
JCC-I/A	41	16	11	27	3093
JM&L LCMC	186	185	10	195	4138
JM&L LCMC	1	0	0	0	245
MEDCOM	314	243	35	278	3497
MRMC	515	501	7	508	3222
SMDC	15	15	12	27	6924
USARPAC	3	3	0	3	3

(1) Contracting Actions Registered in CPARS

(2) Reports In Process

(3) Reports Complete

(4) Total Reports In Process & Complete

(5) Dollar Value of Registered Contracts (in millions)



## CPARS Monthly Metrics - 10/01/2007

<u>SERVICE</u>	<u>CONT(1)</u>	<u>IN-PROC(2)</u>	<u>COMP(3)</u>	<u>CPARS(4)</u>	<u>\$MILL(5)</u>
<b>ARMY (cont.)</b>					
<b>ARMY TOTAL:</b>	<b>7623</b>	<b>7072</b>	<b>848</b>	<b>7920</b>	<b>301638</b>

- (1) Contracting Actions Registered in CPARS
- (2) Reports In Process
- (3) Reports Complete
- (4) Total Reports In Process & Complete
- (5) Dollar Value of Registered Contracts (in millions)



## CPARS Monthly Metrics - 10/01/2007

SERVICE	CONT(1)	IN-PROC(2)	COMP(3)	CPARS(4)	\$MILL(5)
<b>NAVY</b>					
AIR-00	11	0	13	13	239
AIR-1.0	359	63	486	549	31372
AIR-3.0	77	12	128	140	9998
AIR-4.0	242	78	360	438	11674
AIR-4.0	1	0	2	2	86
AIR-5.0	48	11	75	86	1809
AIR-6.0	37	7	19	26	2867
AIR-7.0	54	13	37	50	2222
AIR-8.0	10	3	15	18	2139
CNET	55	14	75	89	3031
DANTES	1	0	1	1	1
DCMA	3	0	2	2	152
DFAS	1	0	1	1	20
DRPM(AAA)	5	1	17	18	1744
DRPM(SSP)	144	0	227	227	7265
HQMC	6	3	0	3	44
MARCORSYSCOM	138	7	7	14	2348
MARINE CORPS	247	43	273	316	455607
MSC	479	78	230	308	13165
NAVFAC	965	258	940	1198	84364
NAVMED	119	17	72	89	4333
NAVORDCEN & DIVS/DETS	2	1	1	2	4
NAVSEALOGCEN & DETS	104	31	91	122	749
NAVSHIPYARDS & SOSs	732	16	836	852	4703
NAVSUP	1042	128	1300	1428	96542
NAWCAD	234	49	194	243	26101

(1) Contracting Actions Registered in CPARS

(2) Reports In Process

(3) Reports Complete

(4) Total Reports In Process & Complete

(5) Dollar Value of Registered Contracts (in millions)



## CPARS Monthly Metrics - 10/01/2007

<b>SERVICE</b>	<b>CONT(1)</b>	<b>IN-PROC(2)</b>	<b>COMP(3)</b>	<b>CPARS(4)</b>	<b>\$MILL(5)</b>
<b>NAVY (cont.)</b>					
NAWCTSD	419	82	437	519	13229
NAWCWD	79	19	105	124	4601
NSWC & DIVS/DETS	1369	133	3017	3150	29792
NUWC & DIVS/DETS	586	54	1228	1282	6438
ONR	76	9	45	54	572
PEO SHIPS	90	21	170	191	31402
PEO(A)	231	45	464	509	39931
PEO(AC)	20	11	20	31	11595
PEO(C4I)	89	10	112	122	7122
PEO(EXW)	52	0	107	107	9911
PEO(IT)	20	1	17	18	533
PEO(IWS)	177	42	452	494	34728
PEO(JSF)	14	0	44	44	30962
PEO(LMW)	3	1	1	2	174
PEO(MUW)	55	12	114	126	2632
PEO(S)	16	2	23	25	7787
PEO(SUB)	132	23	285	308	27550
PEO(T)	298	29	593	622	56434
PEO(TSC)	102	1	191	192	8786
PEO(W)	158	28	214	242	13231
RMC	207	26	193	219	2682
SEA 00/09	7	1	2	3	99
SEA 02	137	3	132	135	4700
SEA 04	46	1	43	44	590
SEA 05	13	2	10	12	513
SEA 06	5	0	1	1	1072

(1) Contracting Actions Registered in CPARS

(2) Reports In Process

(3) Reports Complete

(4) Total Reports In Process & Complete

(5) Dollar Value of Registered Contracts (in millions)



## CPARS Monthly Metrics - 10/01/2007

<u>SERVICE</u>	<u>CONT(1)</u>	<u>IN-PROC(2)</u>	<u>COMP(3)</u>	<u>CPARS(4)</u>	<u>\$MILL(5)</u>
<b>NAVY (cont.)</b>					
SEA 07	6	1	11	12	1910
SEA 08	1	0	2	2	1
SEA 10	29	5	21	26	1260
SEA 53	4	0	4	4	89
SEA 92	17	2	35	37	1420
SEA 93	11	2	25	27	643
SEA07	1	0	0	0	10
SPACE SYSTEMS	1	0	2	2	6
SPAWAR	982	54	1972	2026	47150
Unknown	11	10	0	10	336
<b>NAVY TOTAL:</b>	<b>10580</b>	<b>1463</b>	<b>15494</b>	<b>16957</b>	<b>1162470</b>

(1) Contracting Actions Registered in CPARS

(2) Reports In Process

(3) Reports Complete

(4) Total Reports In Process & Complete

(5) Dollar Value of Registered Contracts (in millions)



## CPARS Monthly Metrics - 10/01/2007

<b>SERVICE</b>	<b>CONT(1)</b>	<b>IN-PROC(2)</b>	<b>COMP(3)</b>	<b>CPARS(4)</b>	<b>\$MILL(5)</b>
<b>USACE</b>					
(AED)Afghanistan District	1	0	0	0	0
(CER)Const Eng Research	1	0	2	2	1
(HEC)Humphreys Eng Ctr	47	47	3	50	248
(HNC)Eng & Support Center	353	364	21	385	6242
(LRB)Buffalo District	16	16	0	16	29
(LRC)Chicago District	4	4	0	4	23
(LRE)Detroit District	11	12	2	14	22
(LRH)Huntington District	42	32	15	47	80
(LRL)Louisville District	140	144	11	155	2719
(LRN)Nashville District	14	14	10	24	49
(LRP)Pittsburgh District	12	8	5	13	18
(MVK)Vicksburg District	55	51	7	58	1679
(MVM)Memphis District	1	1	0	1	0
(MVN)New Orleans District	9	9	1	10	1016
(MVS)St. Louis District	16	17	8	25	11
(NAB)Baltimore District	107	107	0	107	190
(NAN)New York District	1	1	0	1	0
(NAP)Philadelphia Dist	21	12	1	13	89
(NWK)Kansas City Dist	49	15	19	34	169
(NWO)Omaha District	50	2	0	2	206
(NWP)Portland District	1	1	0	1	3
(NWS)Seattle District	1	0	0	0	2
(POA)Alaska District	23	3	0	3	743
(POF)Far East District	1	1	0	1	0
(POH)Honolulu District	1	0	0	0	13
(SAJ)Jacksonville Dist	10	10	3	13	43

(1) Contracting Actions Registered in CPARS

(2) Reports In Process

(3) Reports Complete

(4) Total Reports In Process & Complete

(5) Dollar Value of Registered Contracts (in millions)





## CPARS Monthly Metrics - 10/01/2007

<u>SERVICE</u>	<u>CONT(1)</u>	<u>IN-PROC(2)</u>	<u>COMP(3)</u>	<u>CPARS(4)</u>	<u>\$MILL(5)</u>
<b>USACE (cont.)</b>					
(SAM)Mobile District	13	13	1	14	209
(SAS)Savannah District	99	3	5	8	615
(SPA)Albuquerque District	1	0	1	1	0
(SPK)Sacramento District	20	20	2	22	20
(SWF)Fort Worth District	35	25	20	45	128
(SWG)Galveston District	2	1	1	2	2
(SWT)Tulsa District	3	1	0	1	2
(TAC)TA Programs Center	11	3	6	9	372
ERDC	8	6	5	11	9
<b>USACE TOTAL:</b>	<b>1179</b>	<b>943</b>	<b>149</b>	<b>1092</b>	<b>14952</b>

(1) Contracting Actions Registered in CPARS

(2) Reports In Process

(3) Reports Complete

(4) Total Reports In Process & Complete

(5) Dollar Value of Registered Contracts (in millions)



## CPARS Monthly Metrics - 10/01/2007

<b>SERVICE</b>	<b>CONT(1)</b>	<b>IN-PROC(2)</b>	<b>COMP(3)</b>	<b>CPARS(4)</b>	<b>\$MILL(5)</b>
<b>[OTHER]</b>					
<b>AFSPC SMC</b>	<b>1</b>	<b>0</b>	<b>1</b>	<b>1</b>	<b>3500</b>
<b>ANG</b>	<b>69</b>	<b>57</b>	<b>5</b>	<b>62</b>	<b>347</b>
<b>ARNG</b>	<b>6</b>	<b>3</b>	<b>3</b>	<b>6</b>	<b>395</b>
<b>CIFA</b>	<b>2</b>	<b>0</b>	<b>0</b>	<b>0</b>	<b>4</b>
<b>DECA</b>	<b>6</b>	<b>0</b>	<b>6</b>	<b>6</b>	<b>185</b>
<b>DFAS</b>	<b>92</b>	<b>6</b>	<b>4</b>	<b>10</b>	<b>751</b>
<b>DISA Europe</b>	<b>56</b>	<b>25</b>	<b>35</b>	<b>60</b>	<b>532</b>
<b>DISA NCR</b>	<b>95</b>	<b>89</b>	<b>10</b>	<b>99</b>	<b>2713</b>
<b>DISA Pacific</b>	<b>10</b>	<b>9</b>	<b>4</b>	<b>13</b>	<b>348</b>
<b>DISA/DITCO Scott AFB</b>	<b>660</b>	<b>517</b>	<b>159</b>	<b>676</b>	<b>82473</b>
<b>DLA</b>	<b>13</b>	<b>5</b>	<b>12</b>	<b>17</b>	<b>400</b>
<b>DLA DDC</b>	<b>25</b>	<b>9</b>	<b>18</b>	<b>27</b>	<b>587</b>
<b>DLA DES</b>	<b>9</b>	<b>4</b>	<b>5</b>	<b>9</b>	<b>38</b>
<b>DLA DESC</b>	<b>401</b>	<b>29</b>	<b>462</b>	<b>491</b>	<b>6680</b>
<b>DLA DRMS</b>	<b>199</b>	<b>33</b>	<b>443</b>	<b>476</b>	<b>834</b>
<b>DLA DSCC</b>	<b>27</b>	<b>3</b>	<b>2</b>	<b>5</b>	<b>463</b>
<b>DLA DSCP</b>	<b>755</b>	<b>208</b>	<b>770</b>	<b>978</b>	<b>95231</b>
<b>DLA DSCR</b>	<b>5</b>	<b>1</b>	<b>5</b>	<b>6</b>	<b>150</b>
<b>DTRA</b>	<b>191</b>	<b>15</b>	<b>281</b>	<b>296</b>	<b>9018</b>
<b>JIOC</b>	<b>41</b>	<b>1</b>	<b>3</b>	<b>4</b>	<b>3839</b>
<b>MDA</b>	<b>166</b>	<b>31</b>	<b>322</b>	<b>353</b>	<b>26381</b>
<b>NGB/NCR</b>	<b>2</b>	<b>2</b>	<b>2</b>	<b>4</b>	<b>10</b>
<b>OPM CONTRACTING GROUP</b>	<b>1</b>	<b>0</b>	<b>0</b>	<b>0</b>	<b>0</b>
<b>REFCO</b>	<b>8</b>	<b>6</b>	<b>2</b>	<b>8</b>	<b>111</b>
<b>TMA AURORA</b>	<b>36</b>	<b>16</b>	<b>85</b>	<b>101</b>	<b>50447</b>
<b>TMA FALLS CHURCH</b>	<b>30</b>	<b>2</b>	<b>2</b>	<b>4</b>	<b>5888</b>

(1) Contracting Actions Registered in CPARS

(2) Reports In Process

(3) Reports Complete

(4) Total Reports In Process & Complete

(5) Dollar Value of Registered Contracts (in millions)



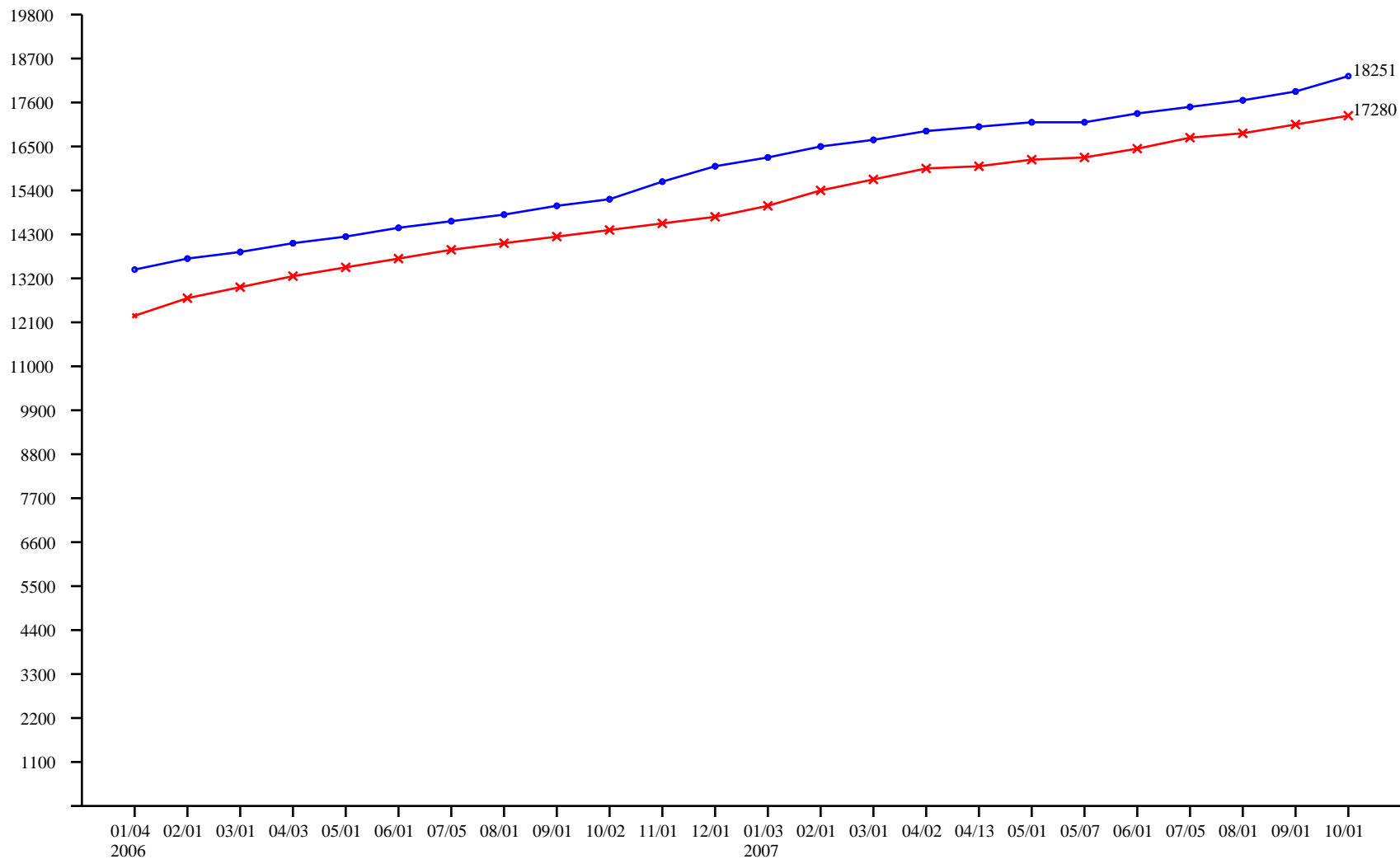
## CPARS Monthly Metrics - 10/01/2007

<u>SERVICE</u>	<u>CONT(1)</u>	<u>IN-PROC(2)</u>	<u>COMP(3)</u>	<u>CPARS(4)</u>	<u>\$MILL(5)</u>
[OTHER] (cont.)					
USSOCCOM	30	7	6	13	2066
Unknown	3	3	0	3	4432
<b>[OTHER] TOTAL:</b>	<b>2939</b>	<b>1081</b>	<b>2647</b>	<b>3728</b>	<b>297823</b>
<b>CPARS AIS TOTAL:</b>	<b>31238</b>	<b>11538</b>	<b>36420</b>	<b>47958</b>	<b>2521760</b>

- (1) Contracting Actions Registered in CPARS
- (2) Reports In Process
- (3) Reports Complete
- (4) Total Reports In Process & Complete
- (5) Dollar Value of Registered Contracts (in millions)



# Department of Air Force Automated CPARS In Process / Completed

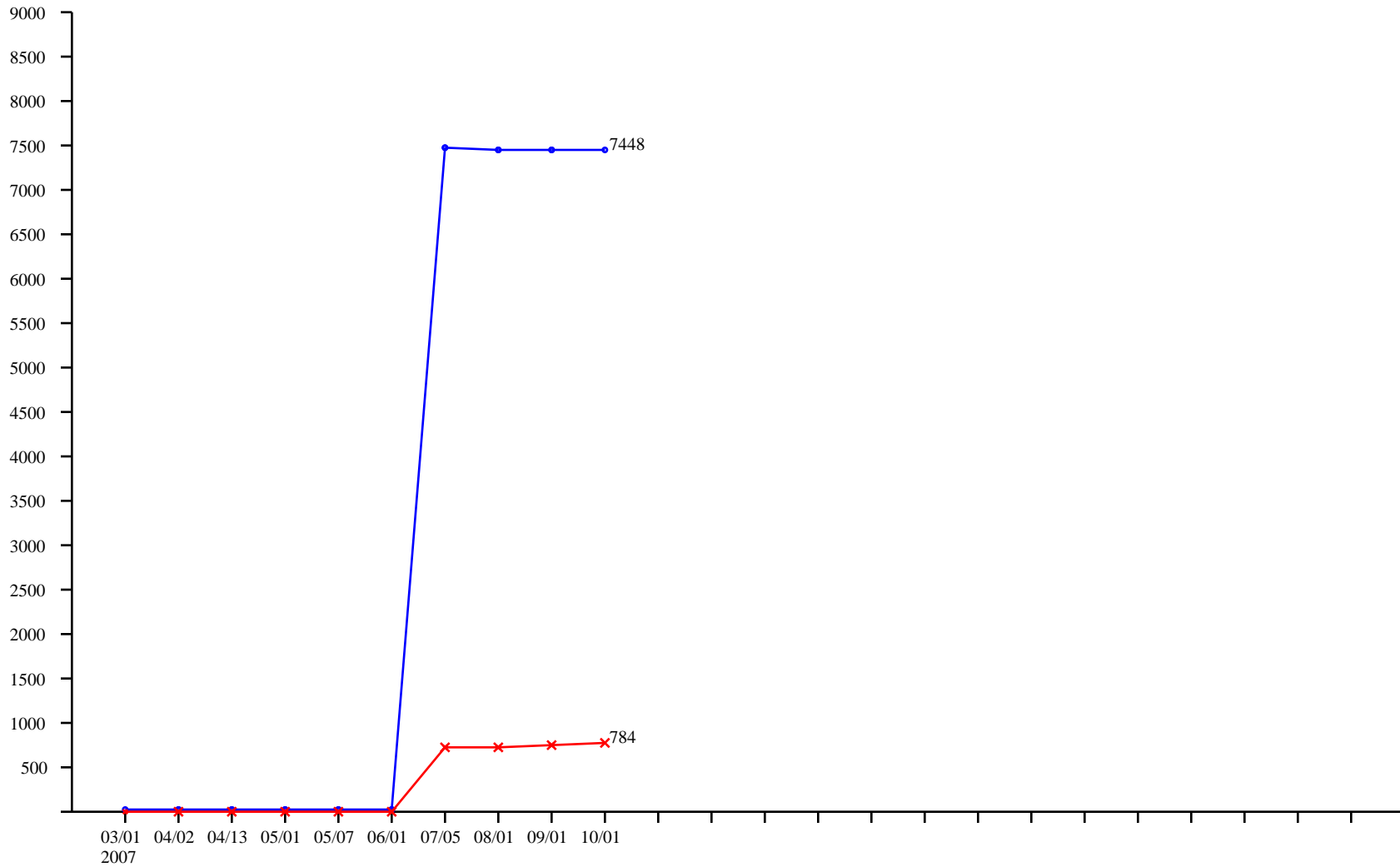


\* CPARs(1)    → Total CPARs(2)

(1) In Automated System - Complete  
(2) In Automated System - In Process & Complete



# ARMY Automated CPARS In Process / Completed

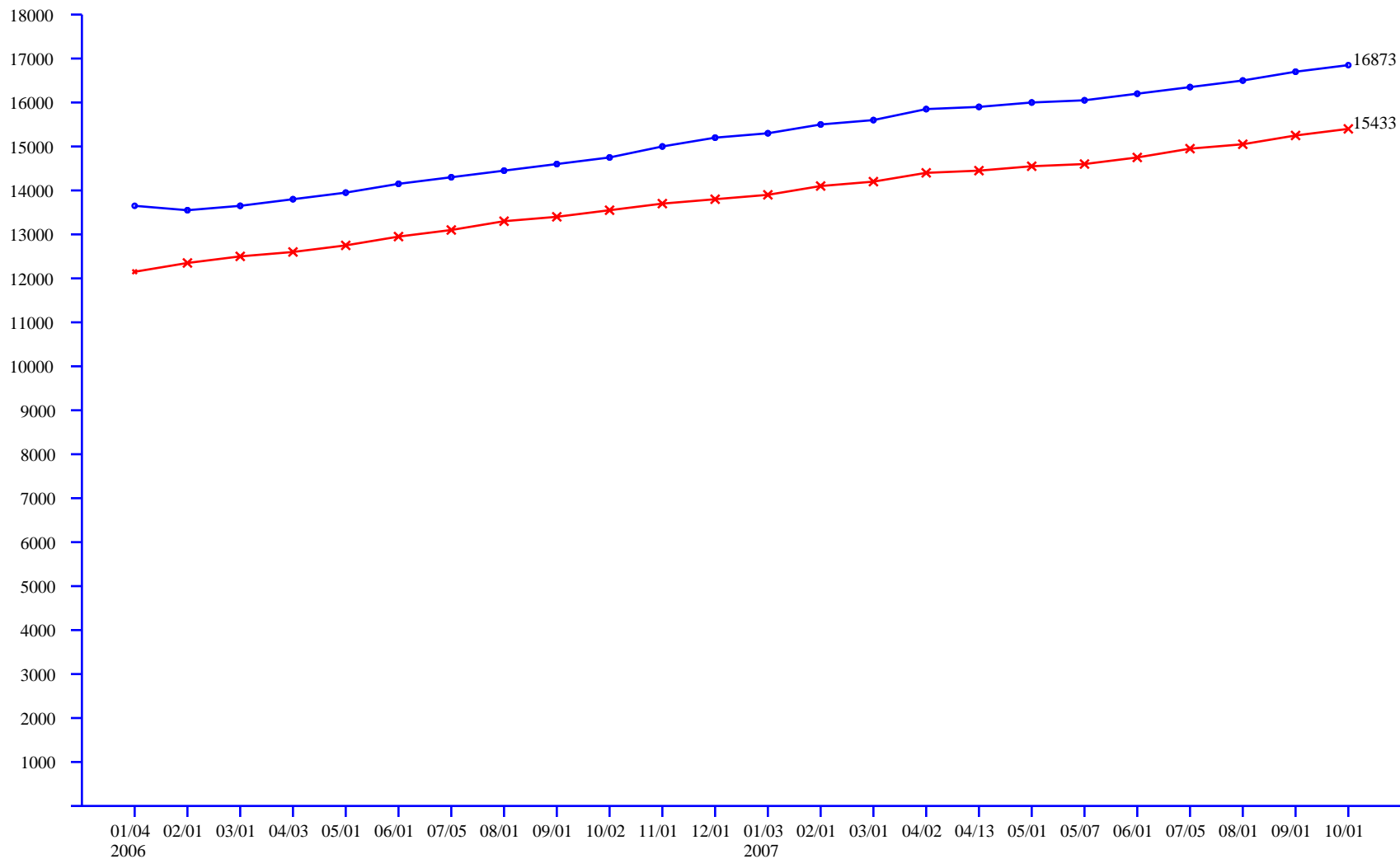


—x— CPARs(1) —o— Total CPARs(2)

(1) In Automated System - Complete  
(2) In Automated System - In Process & Complete



# Department of Navy Automated CPARS In Process / Completed

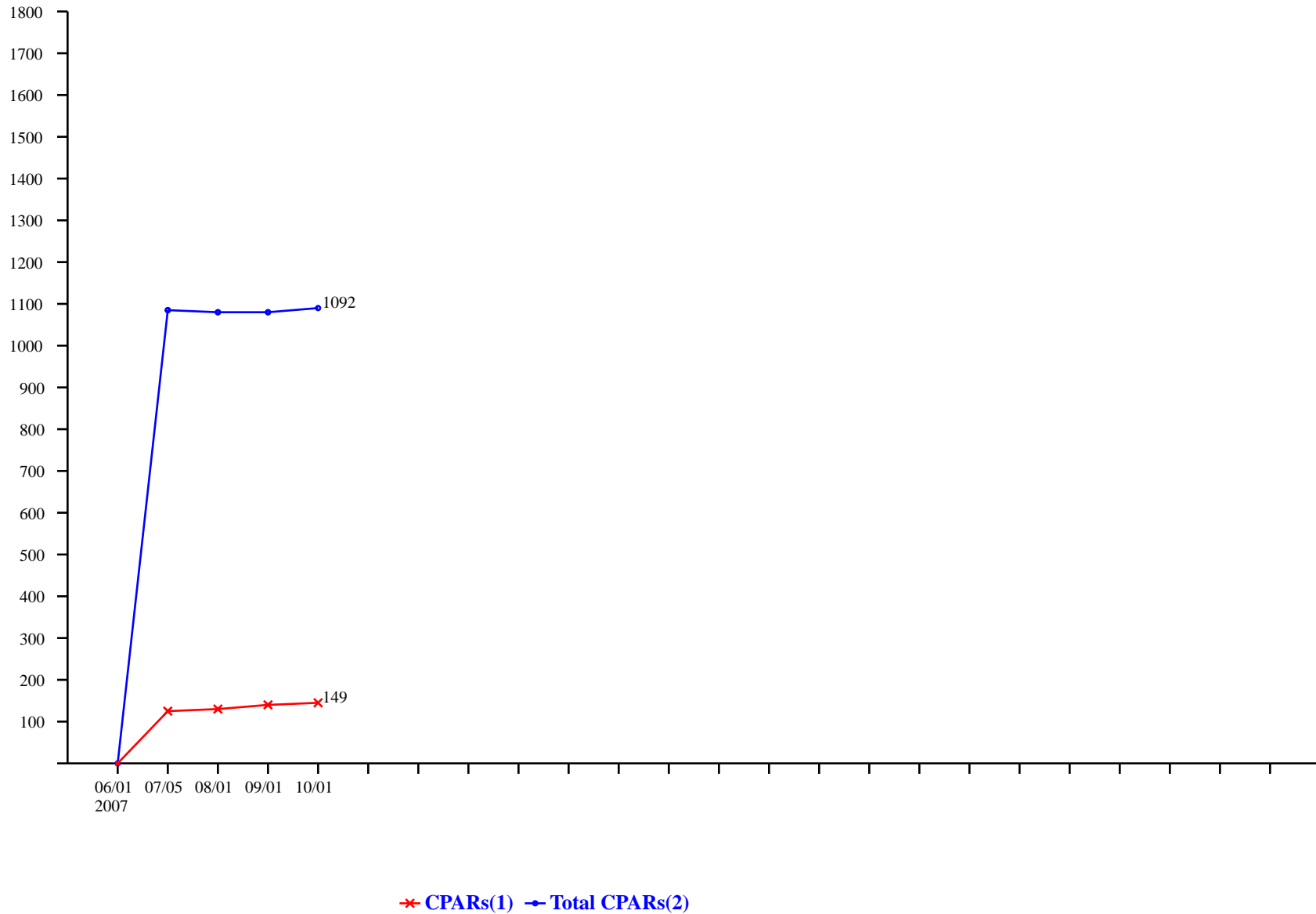


\*- CPARs(1) - Total CPARs(2)

(1) In Automated System - Complete  
(2) In Automated System - In Process & Complete



# US Army Corps of Engineers Automated CPARS In Process / Completed



(1) In Automated System - Complete  
(2) In Automated System - In Process & Complete