

INFORMATION PAPER

Subject: FY 2017 Department of the Navy (DON) President's Budget (PB) Summary

1. Purpose. Provide a summary of the FY 2017 DON President's Budget.

a. Budget Overview.

- The Fiscal Year 2017 (FY17) baseline budget submission for the Department of the Navy (DON) is \$155.4 billion. The DON FY17 budget supports missions specified in Quadrennial Defense Review (QDR), and the priorities of the Secretary of the Navy, Chief of Naval Operations, and Commandant of the Marine Corps.

PB16 Baseline \$B	FY 2017	FY 2018	FY 2019	FY 2020	FY 2021	FY17-21
Navy	138.9	139.5	141.4	141.4	144.4	705.6
Marine Corps	24.7	25.5	26.0	26.3	26.9	129.4
DON	163.7	165.0	167.4	167.7	171.3	835.1
PB17 Baseline \$B						
Navy	132.0	139.5	140.6	141.0	145.6	698.7
Marine Corps	23.4	25.5	25.9	26.1	26.8	127.7
DON	155.4	165.0	166.5	167.1	172.4	826.4
Delta PB16 to PB17 \$B						
Navy	6.90	-	0.80	0.40	(1.20)	6.90
Marine Corps	1.30	-	0.10	0.20	0.10	1.70
DON	8.30	-	0.90	0.60	(1.10)	8.70

- FY 2017 baseline funding by major category:
 - Military Personnel: \$45.6 billion
 - Operation and Maintenance: \$46.9 billion
 - Procurement: \$44.0 billion
 - Research and Development: \$17.3 billion
 - Infrastructure: \$1.6 billion
- FY 2017 personnel levels:
 - Navy Active End Strength: 322,900
 - Marine Corps Active End Strength: 182,000
 - Civilian Personnel (Full Time Equivalents): 203,317

b. Overseas Contingency Operations (OCO)

- The FY17 OCO request is as follows:

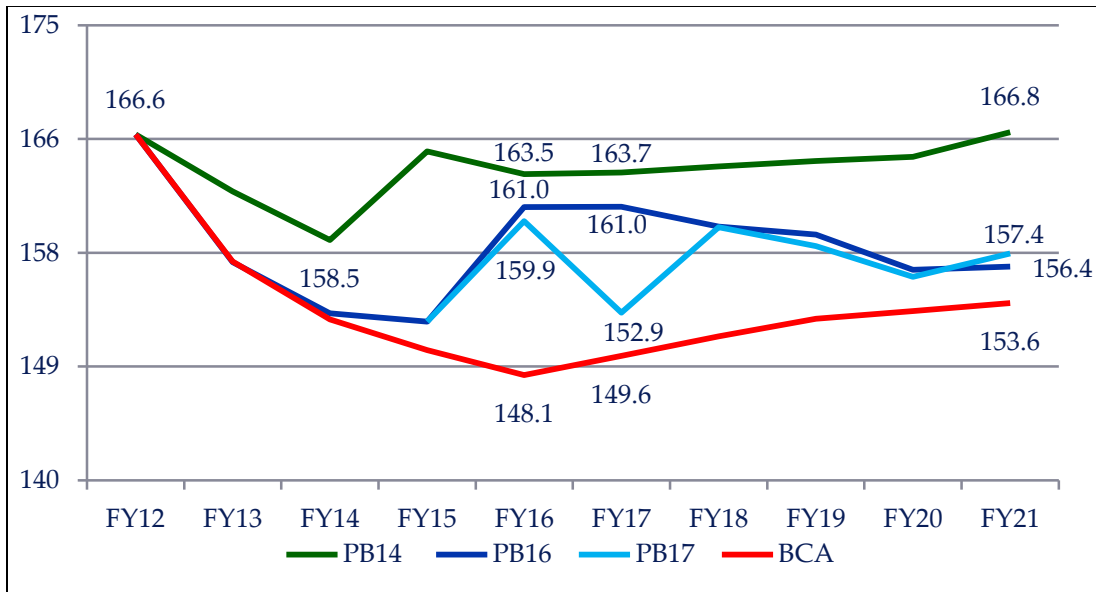
PB17 OCO \$B	FY 2015	FY 2016	FY 2017
Navy	8	7.6	7.9
Marine Corps	2.3	1.7	1.6
DON	10.3	9.3	9.5

- FY 2017 OCO funding by major category:
 - Military Personnel: \$0.5 billion
 - Operation and Maintenance: \$7.9 billion
 - Procurement: \$0.7 billion
 - Research and Development: \$0.0 billion
 - Infrastructure: \$0.0 billion

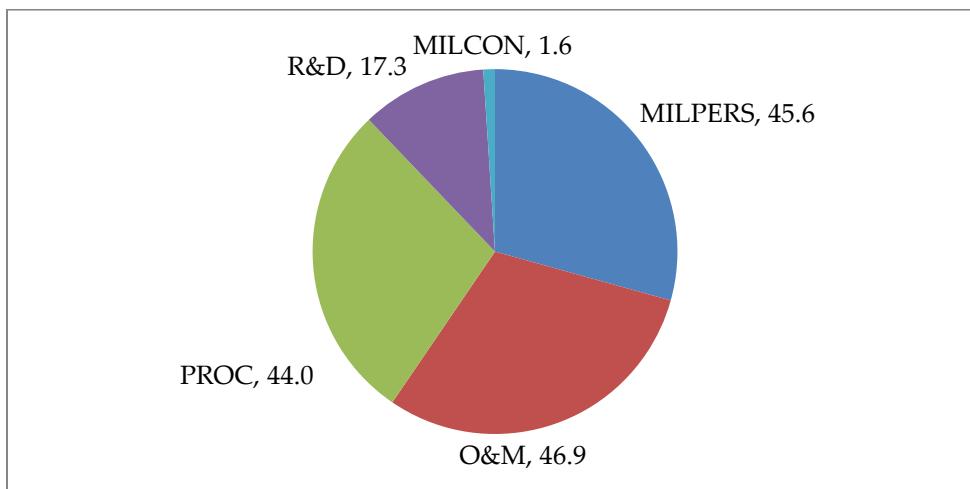
c. FY2017 Budget Highlights

- 38 new construction ships over the FYDP
 - FY 2017 funds seven battle force ships:
 - Two SSNs
 - Two DDG 51
 - Two Littoral Combat Ships
 - One LHA(R)
- 476 new aircraft over the FYDP
 - FY 2017 funds 94 airframes
 - Highlights include:
 - 20 F-35B/C, 2 F/A-18E/F (in OCO), 6 E-2D, 11 P-8A, 2 KC-130J, 24 AH-1Z/UH-1Y, 2 CH-53K, 16 MV-22, and 11 UAV
- Military basic pay and civilian pay are increased by 1.6 percent.
- Continued OCO-to-Base transfer
- Battle force ship count is 287 in FY 2017
- Ship depot maintenance funded to 100 percent in baseline and OCO funding
- Ship operations funded to support 58 underway days per quarter for deployed forces and 24 days per quarter for non-deployed forces with OCO funding
- Navy/Marine Corps flying hours budgeted at T-2.0
- Percentage of required maintenance funded in base and OCO in FY17: Ship Depot: 100%, Aviation Depot: 85%, Marine Corps ground equipment: 79%. Baseline sustainment of shore facilities is funded at 70% of requirement for Navy and 74% for Marine Corps.

d. Funding Charts (\$B) – FY2012-FY2021 Baseline funding



FY 2017 by appropriation category



e. Shipbuilding Plan

	FY16	FY17	FY18	FY19	FY20	FY21	FYDP
Ohio Replacement Program	0	AP	AP	AP	AP	1	1
CVN-21	0	0	1	0	0	0	1
SSN-774	2	2	2	2	2	1	9
DDG 51	2	2	2	2	2	2	10
LCS/FF	3	2	1	1	1	2	7
LHA(R)	0	1	0	0	0	0	1
LPD 17	1	0	0	0	0	0	0
LX(R)	0	0	0	0	1	0	1
T-ATS	1	0	1	1	1	1	4
Expeditionary Fast Transport (EPF) (formerly JHSV)	1	0	0	0	0	0	0
Expeditionary Mobile Base (ESB) (formerly MLP AFSB)	1	0	0	0	0	0	0
T-AO(X)	1	0	1	1	1	1	4
New Construction Total QTY	12	7	8	7	8	8	38
LCAC SLEP	4	0	0	0	0	0	0
Ship to Shore Connector	4	2	6	10	12	12	42
LCU 1700	1	0	1	2	4	4	11
Moored Training Ships	0	1	0	0	0	0	1
CVN RCOH	1	0	0	0	1	0	1
Other Construction Total QTY	10	3	7	12	17	16	55
Total Shipbuilding QTY	22	10	15	19	25	24	93

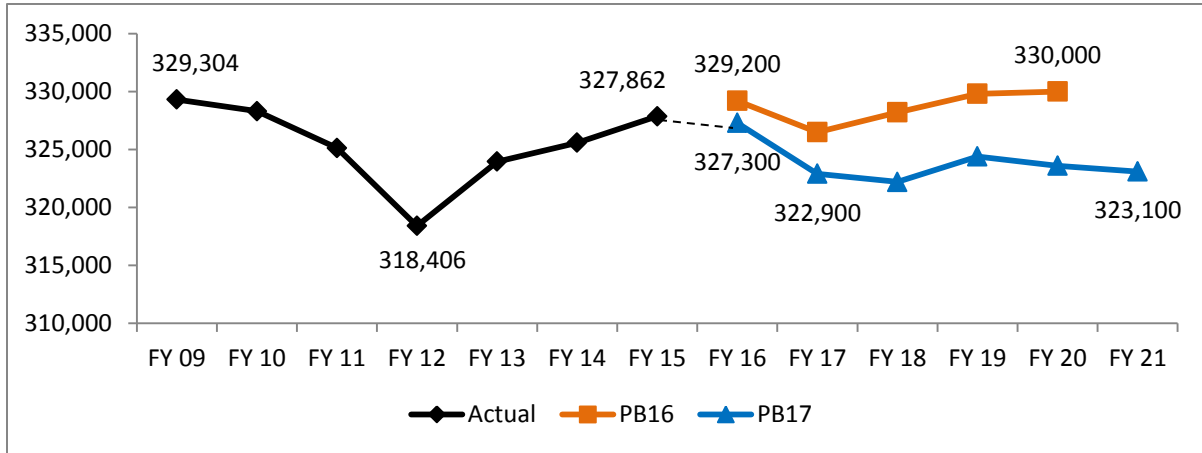
FY16 enacted includes Congressional adds for T-ATS, JHSV (EPF), MLP AFSB (ESB), LCU 1700 and Congressional reduction of one Ship to Shore Connector.

f. Aircraft Plan

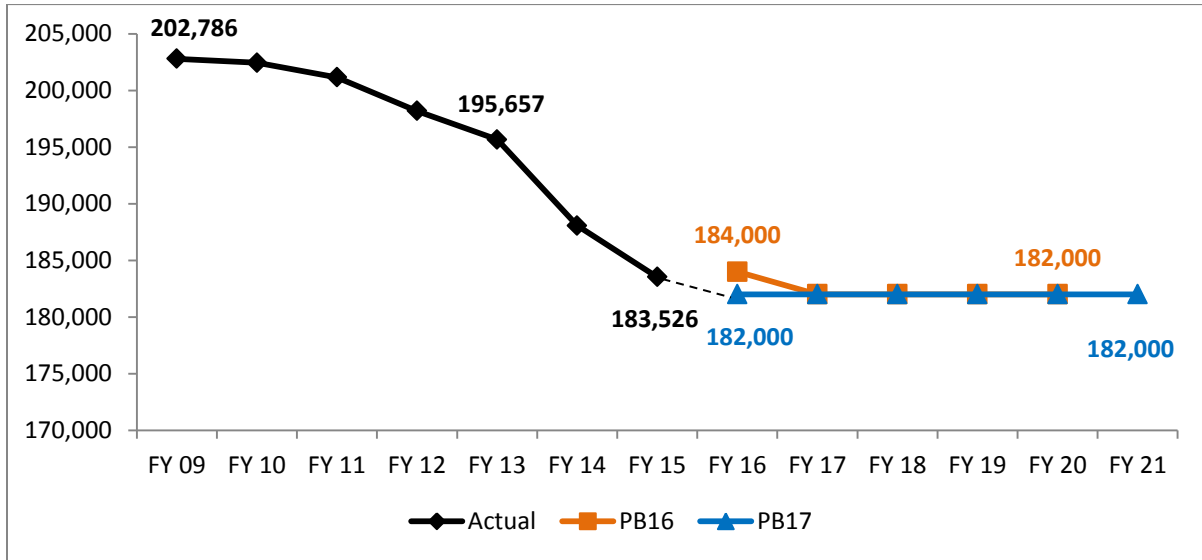
	FY16	FY17	FY18	FY19	FY20	FY21	FYDP
Fixed Wing							
F-35C (CV)	6	4	6	12	18	24	64
F-35B (STOVL)	15	16	20	20	20	21	97
EA-18G**	10	0	0	0	0	0	0
FA-18E/F***	5	2	14	0	0	0	16
E-2D AHE	5	6	5	3	4	5	23
P-8A (MMA)**	17	11	6	13	0	0	30
CA-40A	1	0	0	0	0	0	0
KC-130J	2	2	2	2	2	2	10
Rotary Wing							
CH-53K (HLR)	0	2	4	7	13	14	40
MV-22B*	19	16	6	6	6	14	48
MH-60R	29	0	0	0	0	0	0
AH-1Z/UH-1Y	29	24	27	27	0	0	78
VH-92A	0	0	0	6	6	5	17
UAV							
MQ-4 Triton	4	2	3	3	5	6	19
MQ-8C Fire Scout	5	1	2	2	2	2	9
RQ-21A Blackjack***	6	8	4	5	5	3	25
TOTAL	153	94	99	106	81	96	476
<p>*FY 2018-2021 includes 6 V-22 per year for the Navy. **FY 2016 reflects A-12 settlement for 3 EA-18G and plan to procure 1 additional P-8A (MMA). ***FY 2017 includes 2 F/A-18 and 4 RQ-21 requested in the OCO request.</p>							

g. Active Military Personnel

Navy



Marine Corps



h. Civilian Personnel Needs Total in the Table

	<u>FY15</u>	<u>FY16</u>	<u>FY17</u>
Total - Dept. of the Navy	198,642	201,496	203,317
<i>by Appropriation/Fund</i>			
O&M	116,076	118,230	120,409
Other (FHOPS/RDTEN)	1,532	1,787	1,783
WCF	81,034	81,479	81,125

i. OCO

